


Appendix D - Test Data Package Checklist

GLAT 2436 Protoflight
2437 Acceptance



HCB yw 11/23/05
GLAST LAT Project GASU/PDU Vibration Testing
QUANTA LABS yw 11/23/05
Qualification/Acceptance Test Data Package Checklist
(Items supplied by Wyle Labs at end of test)

Item		Description / Location
1		Calibrated Equipment List
2		Vibration Test plots (Pre- and Post test signature overlays and random vibration test data for Z, X, and Y axes)
3		Electronic Data in UFF or equivalent format, if available
4		Photographs of test setup
5		Procedure data sheets (Appendices A, B, and C)
6	N/A	Visual Inspection Report
7	N/A	Test Control System Software Setup Sheets

HCB SN# GLAT 2436

SN# GLAT 2437

11275 11/23/05

Appendix B – Test Log


HCB 2436 Prototyping
 2437 Acceptance




HCB
 GLAST LAT Project TEM/TPS Vibration Testing
 Test Log

Date	Time	Unit #	Axis	Sine or Random	Level [g]/[grms]	Frequency [Hz]	File Name	Remarks
11/19/05	1:30	2436	X	Sine Sweep	0.15	5-2000		
	1:40		X	Sine Prot	1.6 etc	5-50		
	1:45		X	Sweep	0.15	5-2000		
	1:55		X	Random	6.8	20-2000		
	2:05		X	Sweep	0.15	5-2000		
	3:10	2437	X	Sweep	0.15	5-2000		
	3:20		X	Sine Acc	1.5	5-50		
	3:30		X	Sweep	0.15	5-2000		
	3:40		X	Random Acc	6.8	20-2000		
	3:50		X	Sweep	0.15	5-2000		
	9:40	2436	Y	Sweep	0.15	5-2000		
	9:45		Y	Sine Proto	1.6 etc	5-50		
	9:55		Y	Sweep	0.15	5-2000		
	10:05		Y	Random Proto	6.8	20-2000		
	10:10		Y	Sweep	0.15	5-2000		
	10:15		Z	Sweep	0.15	5-2000		
	10:20		Z	Sine Proto	0.3 etc	5-50		
	10:25		Z	Sweep	0.15	5-2000		
	10:30		Z	Random Proto	6.8	20-2000		
	10:35		Z	Sweep	0.15	5-2000		
	10:55	2437	Z	Sweep	0.15	5-2000		
	11:00		Z	Sine Acc	0.2 etc.	5-50		
	11:05		Z	Sweep	0.15	5-2000		
	11:15		Z	Random Acc	6.8	20-2000		
	11:20		Z	Sweep	0.15	5-2000		
	11:30		Y	Sweep	0.15	5-2000		
	11:35		Y	Sine Acc	1.2 etc	5-50		
	11:40		Y	Sweep	0.15	5-2000		
	11:45		Y	Random Acc	6.8	20-2000		
	11:50		Y	Sweep	0.15	5-2000		


NOV 16 2005



NOV 18 2005



NOV 15 2005



Form: QL-CF-002A

ACCELEROMETER CALIBRATION REPORT

No. _____

Make: DRTRAN
Model: 3031AG
Serial No.: 252
Asset No. QL-0247

Ambient Temperature: 24 °C
Ambient Relative Humidity: 35 %

Procedure: QL-CF-002
Axis: Single

Sensitivity @ 100Hz 9.76 mV/g
Useable Freq Range 20 Hz to 2000 Hz

Oscillator Set Frequency (HZ)	Sensitivity of Standard Accelerometer (mV/g)	Sensitivity of Unit Under Calibration (mV/g)	Deviation %
20	10.04	9.50	-2.7
30	10.00	9.26	-5.0
50	10.00	9.67	-0.9
100	10.02	9.76	0.0
300	10.02	9.27	-5.0
500	10.02	9.59	-1.7
1000	10.00	9.68	-0.8
2000	10.10	9.87	1.1

In Specs: Y

In Service: Y

Out of Service: N

Description	Make & Model	Standards Used		Cal Date	Date Due
		Serial #	Asset #		
Multimeter	Fluke 45	7020016	QL-0561	10-07-05	10-07-06
T/H Meter	Cooper SRH 77A-E	314220	QL-0557	4-22-05	4-22-06
Accel Ref.	Dytran 3120AK	199	QL-0421	9-26-05	9-26-06

Notes:

31. Calibration is traceable to NIST and complies with MIL-STD-45662A.
32. All Calibrations have been performed using standards having an accuracy of four or more times greater than the unit calibrated, unless otherwise stated. Acceptable accuracy for voltage setting is 7.07mV +/- 0.05% (7.11 to 7.03) and the system stability should be less 0.3mV.
3. This certificate may not be reproduced, except in full, without written approval.

Calibrated by: JM G. Sauer
Calibration Technician

Calibration date: 11/02/2005

Next Calibration Due Date: 11/02/2006

Certified by: [Signature]
Quality System Manager

ACCELEROMETER CALIBRATION REPORT

No. _____

Make: DYTRAN
 Model: 3030A4
 Serial No.: 1386
 Asset No.: QL-0225

Ambient Temperature: 24 °C
 Ambient Relative Humidity: 33 %

Procedure: QL-CP-002
 Axis: Single

Sensitivity @ 100Hz 9.83 mV/g
 Useable Freq Range 20 Hz to 2000 Hz

Oscillator Set Frequency (HZ)	Sensitivity of Standard Accelerometer (mV/g)	Sensitivity of Unit Under Calibration (mV/g)	Deviation %
20	9.95	9.70	-1.3
30	9.97	9.71	-1.2
50	9.99	9.71	-1.2
100	10.00	9.83	0.0
300	10.01	9.69	-1.4
500	10.04	9.80	-0.3
1000	10.05	9.85	0.2
2000	10.06	10.00	1.7

In Specs: Y

In Service: Y

Out of Service: N

Standards Used

Description	Make & Model	Serial #	Asset #	Cal Date	Date Due
Multimeter	Fluke 45	7020016	QL-0561	10-28-04	10-28-05
T/H Meter	Cooper SRH 77A-E	314220	QL-0557	6-11-04	6-11-05
Accel Ref.	Dytran 3120AK	114	QL-0033	10-15-05	10-15-05

Notes:

- Calibration is traceable to NIST and complies with MIL-STD-45662A.
- All Calibrations have been performed using standards having an accuracy of four or more times greater than the unit calibrated, unless otherwise stated. Acceptable accuracy for voltage setting is 7.07mV +/- 0.05% (7.11 to 7.03) and the system stability should be less 0.3mV.
- This certificate may not be reproduced, except in full, without written approval.

Calibrated by: *Y.M. G. Sam*
 Calibration Technician

Calibration date: 03/10/2005Next Calibration Due Date: 03/10/2006

Certified by: _____
 Quality System Manager

ACCELEROMETER CALIBRATION REPORT

No. _____

Make: DYTRAN
 Model: 3031A
 Serial No.: 101
 Asset No.: QL-0194

Ambient Temperature: 26 °C
 Ambient Relative Humidity: 30 %

Procedure: QL-CF-002
 Axis: Single

Sensitivity @ 100Hz 96.50 mV/g
 Useable Freq Range 20 Hz to 2000 Hz

Oscillator Set Frequency (HZ)	Sensitivity of Standard Accelerometer (mV/g)	Sensitivity of Unit Under Calibration (mV/g)	Deviation %
20	9.95	93.41	-3.2
30	9.97	93.40	-3.2
50	9.99	94.56	-2.0
100	10.00	96.50	0.0
300	10.01	94.30	-2.3
500	10.04	96.11	-0.4
1000	10.05	96.26	-0.3
2000	10.06	101.18	4.9

In Specs: YIn Service: YOut of Service: N

Description	Make & Model	Standards Used		Cal Date	Date Due
		Serial #	Asset #		
Multimeter	Fluke 45	7020016	QL-0561	10-28-04	10-28-05
T/H Meter	Cooper SRH 77A-E	314220	QL-0557	4-22-05	4-22-06
Accel Ref.	Dytran 3120AK	114	QL-0033	10-15-05	10-15-05

Notes:

- Calibration is traceable to NIST and complies with MIL-STD-45662A.
- All Calibrations have been performed using standards having an accuracy of four or more times greater than the unit calibrated, unless otherwise stated. Acceptable accuracy for voltage setting is 7.07mV +/- 0.05% (7.11 to 7.03) and the system stability should be less 0.3mV.
- This certificate may not be reproduced, except in full, without written approval.

Calibrated by: Yui G. Suen
 Calibration Technician

Calibration date: 10/04/2005Next Calibration Due Date: 10/04/2006

Certified by: _____
 Quality System Manager

Form: QL-CF-002A

ACCELEROMETER CALIBRATION REPORT

No. _____

Make: DYTRAN
Model: 3030A4
Serial No.: 1385
Asset No.: QL-0224

Ambient Temperature: 25.8 °C
Ambient Relative Humidity: 35 %

Procedure: QL-CF-002
Axis: Single

Sensitivity @ 100Hz 9.78 mV/g
Useable Freq Range 20 Hz to 2000 Hz

Oscillator Set Frequency (HZ)	Sensitivity of Standard Accelerometer (mV/g)	Sensitivity of Unit Under Calibration (mV/g)	Deviation %
20	9.95	9.59	-1.9
30	9.97	9.62	-1.6
50	9.99	9.61	-1.7
100	10.00	9.78	0.0
300	10.01	9.58	-2.0
500	10.04	9.71	-0.7
1000	10.05	9.80	0.2
2000	10.06	10.09	3.2

In Specs: Y

In Service: Y

Out of Service: N

Description	Make & Model	Standards Used		Cal Date	Date Due
		Serial #	Asset #		
Multimeter	Fluke 45	7020016	QL-0561	10-28-04	10-28-05
T/H Meter	Cooper SRH 77A-E	314220	QL-0557	4-22-05	4-22-06
Accel Ref.	Dytran 3120AK	114	QL-0033	10-15-05	10-15-05

Notes:

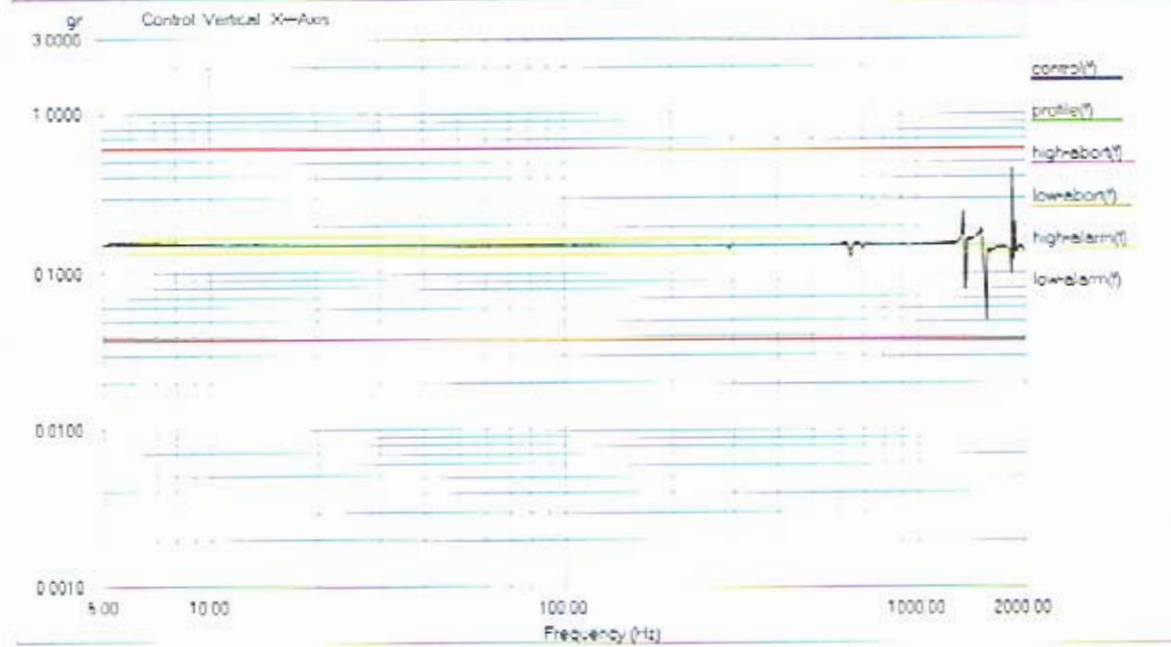
- Calibration is traceable to NIST and complies with MIL-STD-45662A.
- All Calibrations have been performed using standards having an accuracy of four or more times greater than the unit calibrated, unless otherwise stated. Acceptable accuracy for voltage setting is 7.07mV +/- 0.05% (7.11 to 7.03) and the system stability should be less 0.3mV.
- This certificate may not be reproduced, except in full, without written approval.

Calibrated by: YM G. Sun
Calibration Technician

Calibration date: 10/04/2005

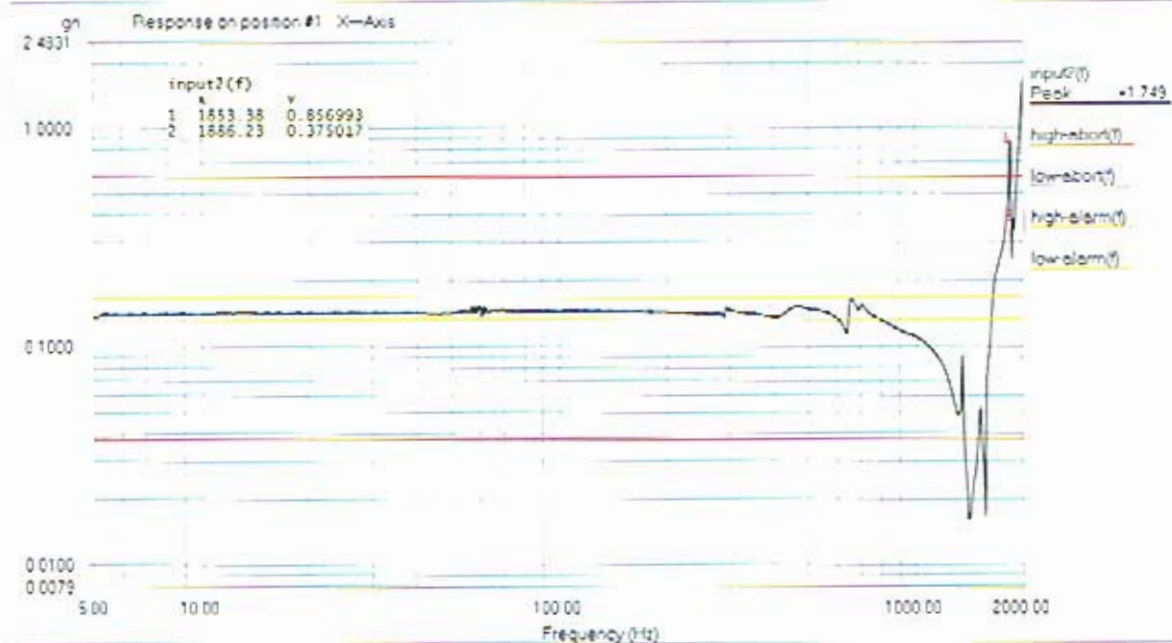
Next Calibration Due Date: 10/04/2006

Certified by: _____
Quality System Manager



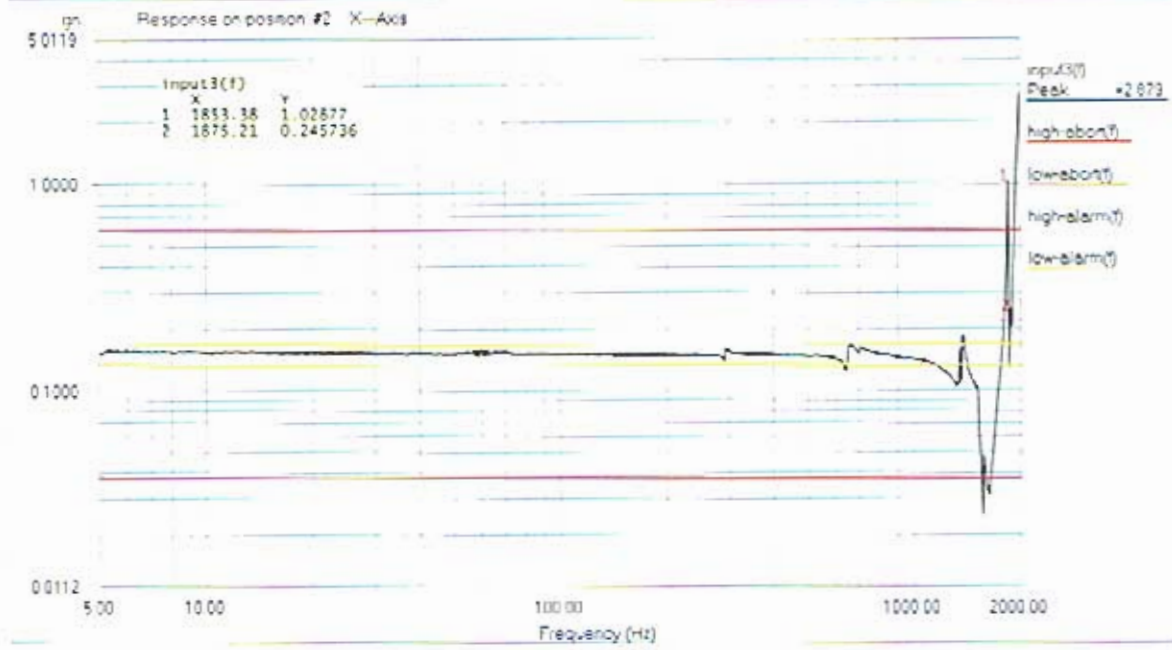
Level	100 %	Control Peak	0.139411 gn	Full Level Time:	00:04:19	Sweep Type	Logarithmic
Frequency	1999.669067 Hz	Demand Peak	0.150000 gn	Time Remaining:	00:00:00	Sweep Rate	2 Oct/Min

Data saved at 02:19:39 PM, Tuesday, November 15, 2005 Report created at 02:19:40 PM, Tuesday, November 15, 2005

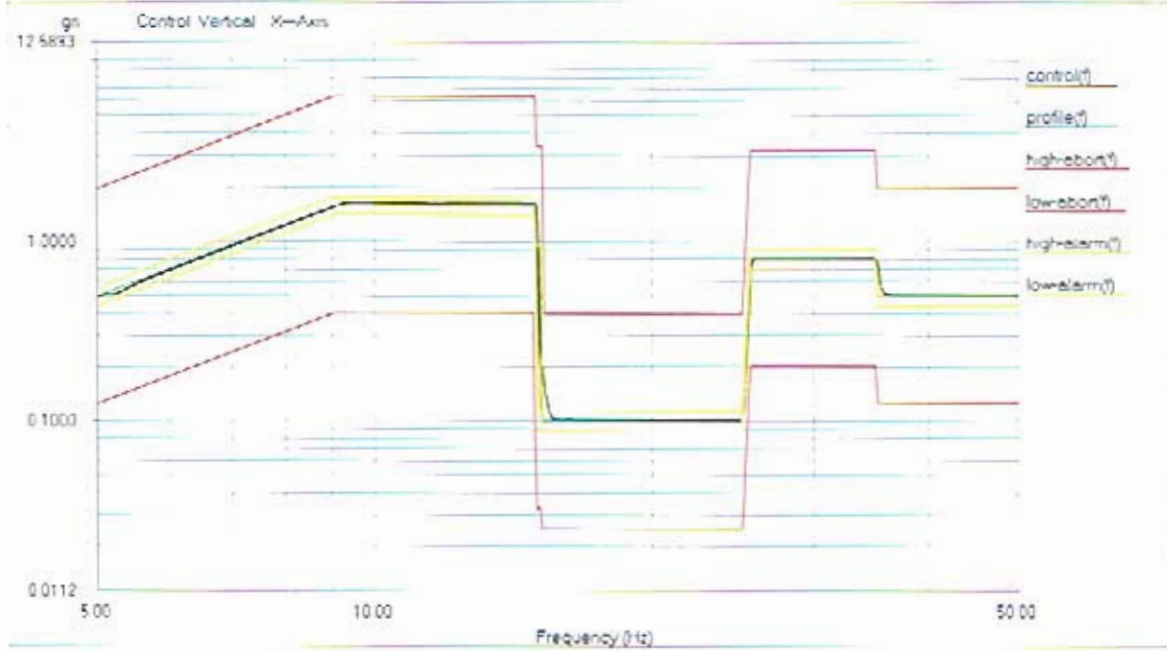


Level	100 %	Control Peak	0.139411 gn	Full Level Time:	00:04:19	Sweep Type	Logarithmic
Frequency	1999.669067 Hz	Demand Peak	0.150000 gn	Time Remaining:	00:00:00	Sweep Rate	2 Oct/Min

Data saved at 02:19:39 PM, Tuesday, November 15, 2005 Report created at 02:19:40 PM, Tuesday, November 15, 2005




Level	100 %	Control Peak	0.159411 gn	Full Level Time	00:04:19	Sweep Type	Logarithmic
Frequency	1999.669067 Hz	Demand Peak	0.150000 gn	Time Remaining	00:00:00	Sweep Rate	2 Oct/Min



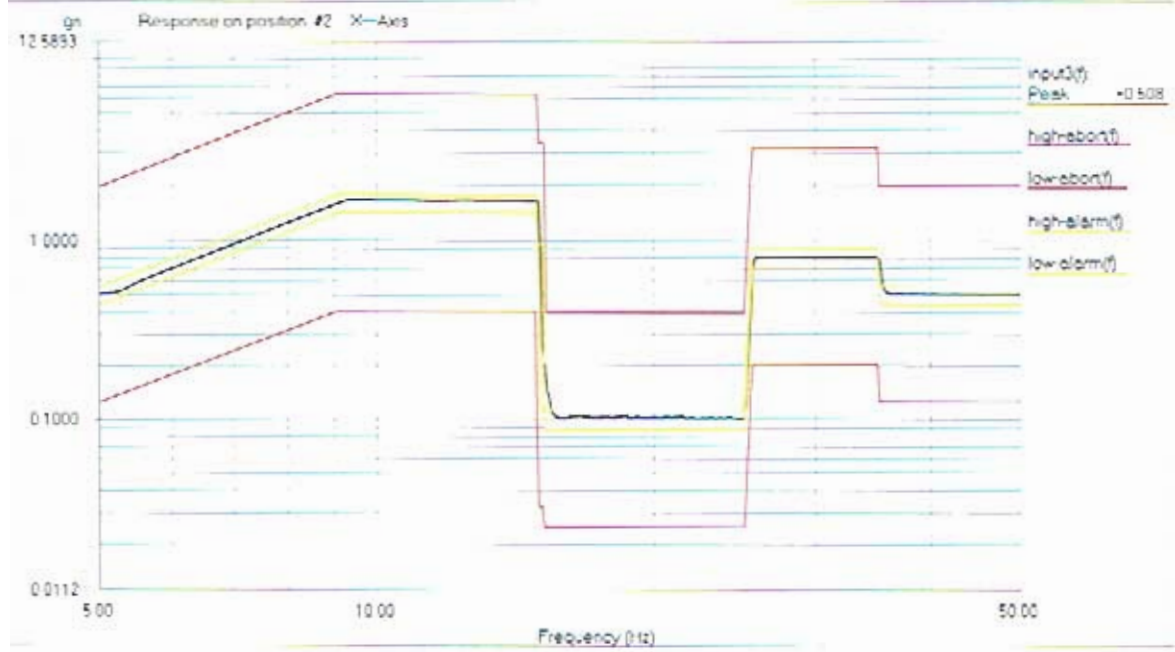
Level: 100% Control Peak: 0.502445 gn Full Level Time: 00:01:02 Sweep Type: Logarithmic
 Frequency: 49.979610 Hz Demand Peak: 0.500000 gn Time Remaining: 00:00:00 Sweep Rate: 4 Oct/Min

Data saved at 02:33:12 PM, Tuesday, November 15, 2005 Report created at 02:33:12 PM, Tuesday, November 15, 2005



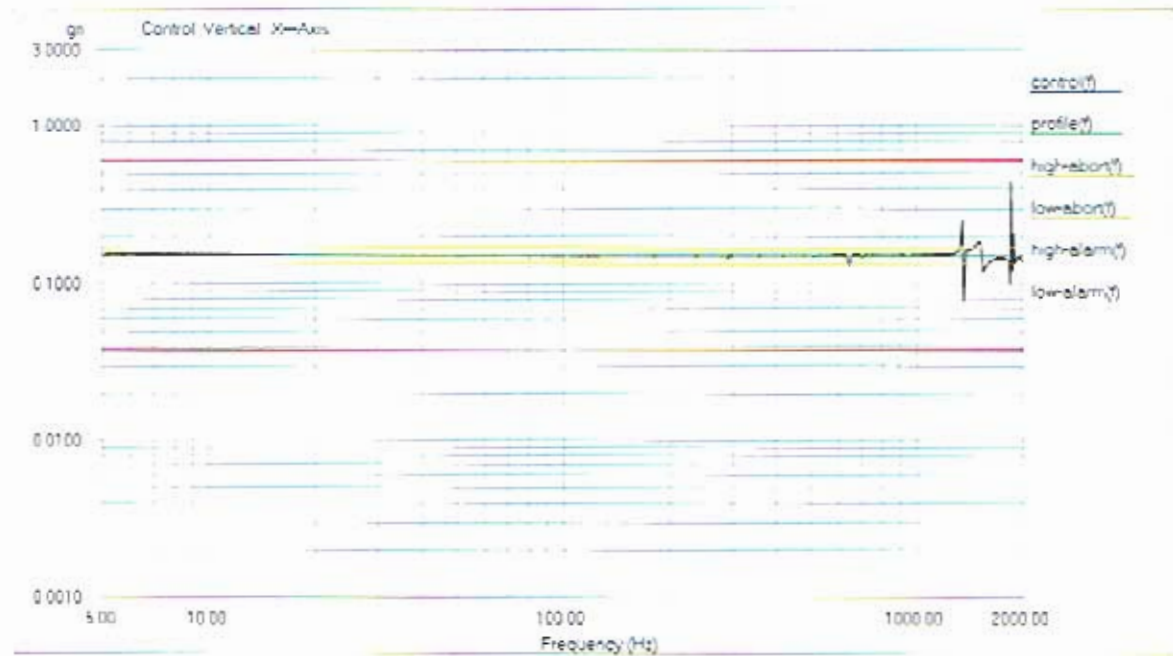
Level: 100% Control Peak: 0.502445 gn Full Level Time: 00:01:02 Sweep Type: Logarithmic
 Frequency: 49.979610 Hz Demand Peak: 0.500000 gn Time Remaining: 00:00:00 Sweep Rate: 4 Oct/Min

Data saved at 02:33:12 PM, Tuesday, November 15, 2005 Report created at 02:33:12 PM, Tuesday, November 15, 2005



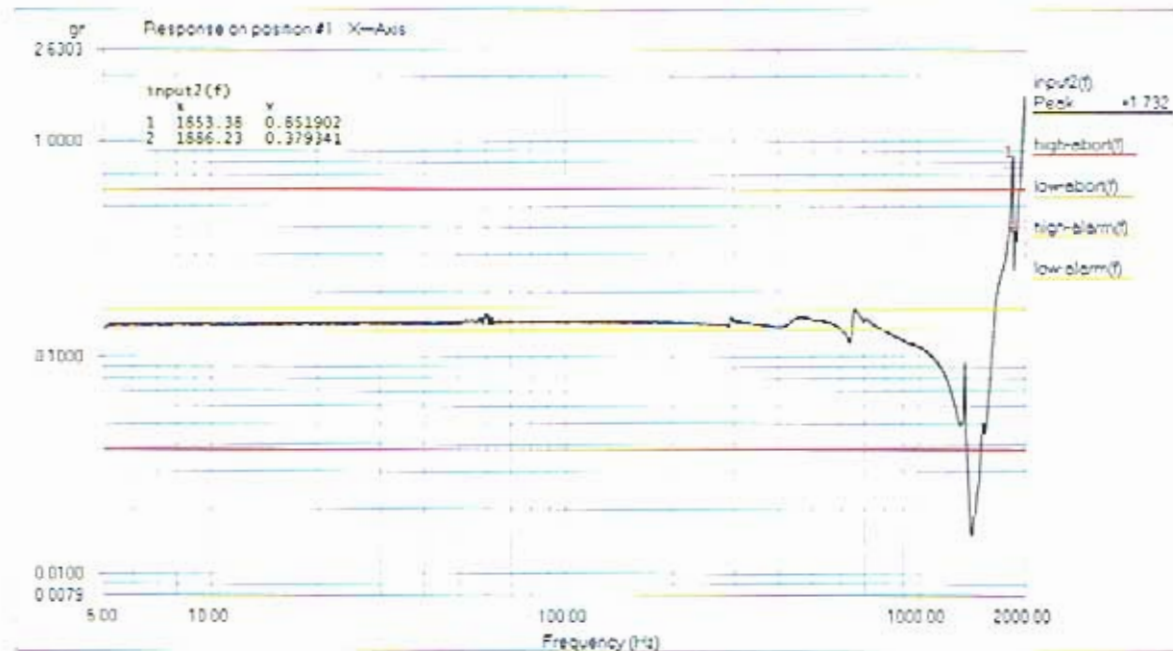
Level	100 %	Control Peak	0.502445 gn	Full Level Time:	00:01:02	Sweep Type	Logarithmic
Frequency	49.979610 Hz	Demand Peak	0.500000 gn	Time Remaining:	00:00:00	Sweep Rate:	4 Oct/Min

Data saved at 02:33:12 PM, Tuesday, November 15, 2005 Report created at 02:33:13 PM, Tuesday, November 15, 2005



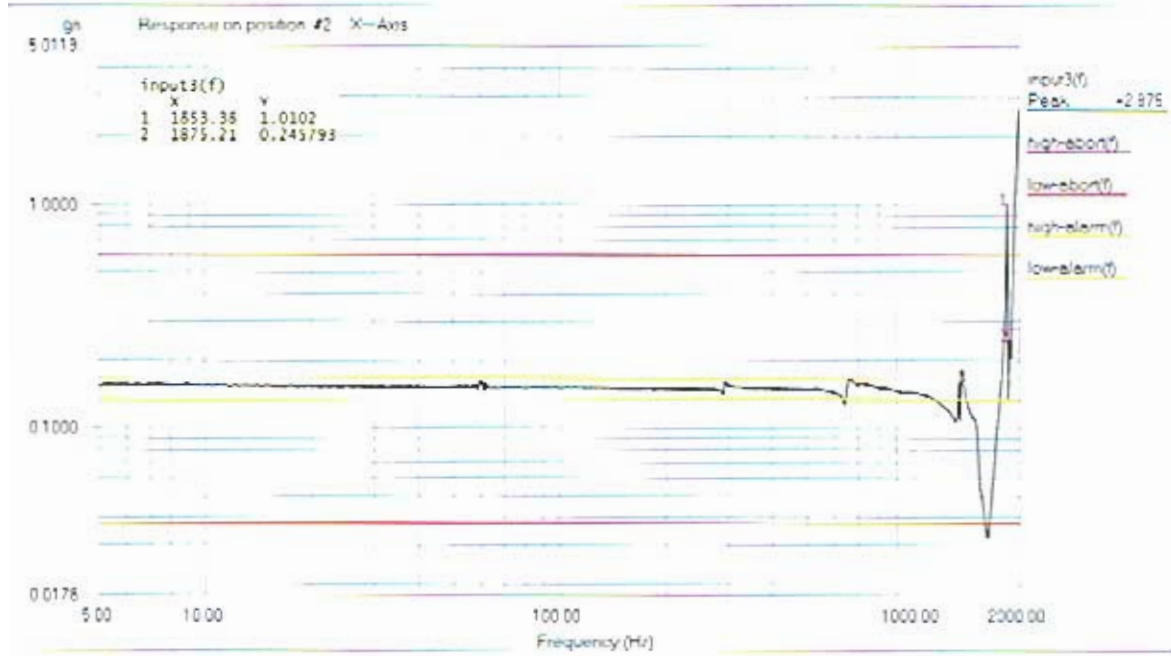
Level: 100 % Control Peak: 0.159000 gn Full Level Time: 00:04:19 Sweep Type: Logarithmic
 Frequency: 1999.669067 Hz Demand Peak: 0.150000 gn Time Remaining: 00:00:00 Sweep Rate: 2 Oct/Min

Data saved at 02:38:56 PM, Tuesday, November 15, 2005 Report created at 02:38:56 PM, Tuesday, November 15, 2005

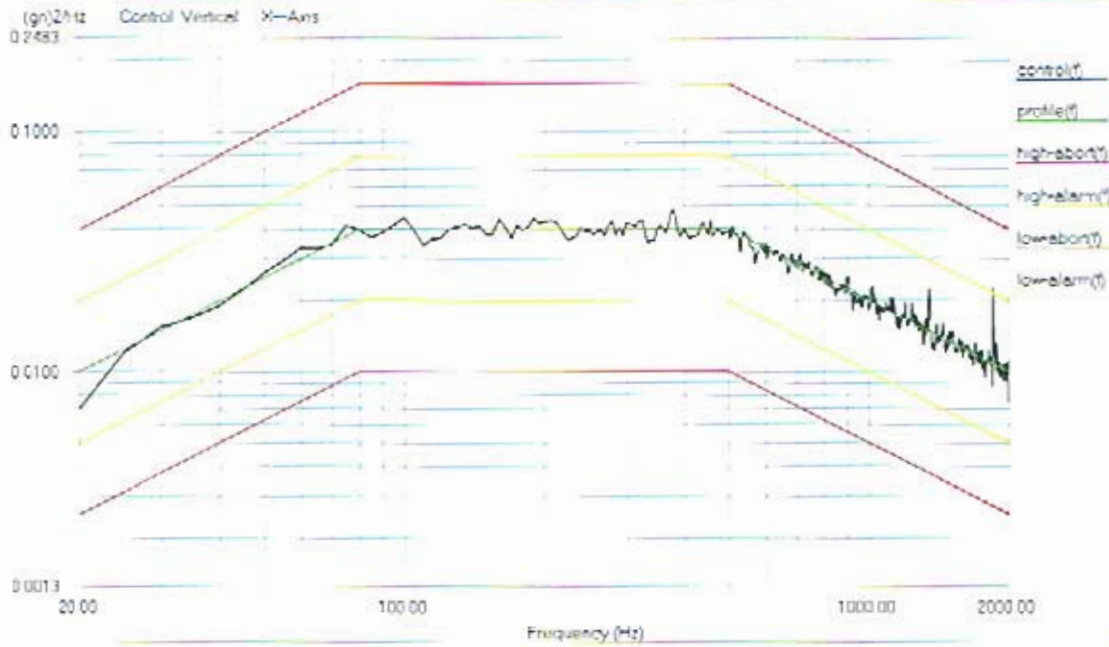


Level: 100 % Control Peak: 0.159000 gn Full Level Time: 00:04:19 Sweep Type: Logarithmic
 Frequency: 1999.669067 Hz Demand Peak: 0.150000 gn Time Remaining: 00:00:00 Sweep Rate: 2 Oct/Min

Data saved at 02:38:56 PM, Tuesday, November 15, 2005 Report created at 02:38:56 PM, Tuesday, November 15, 2005

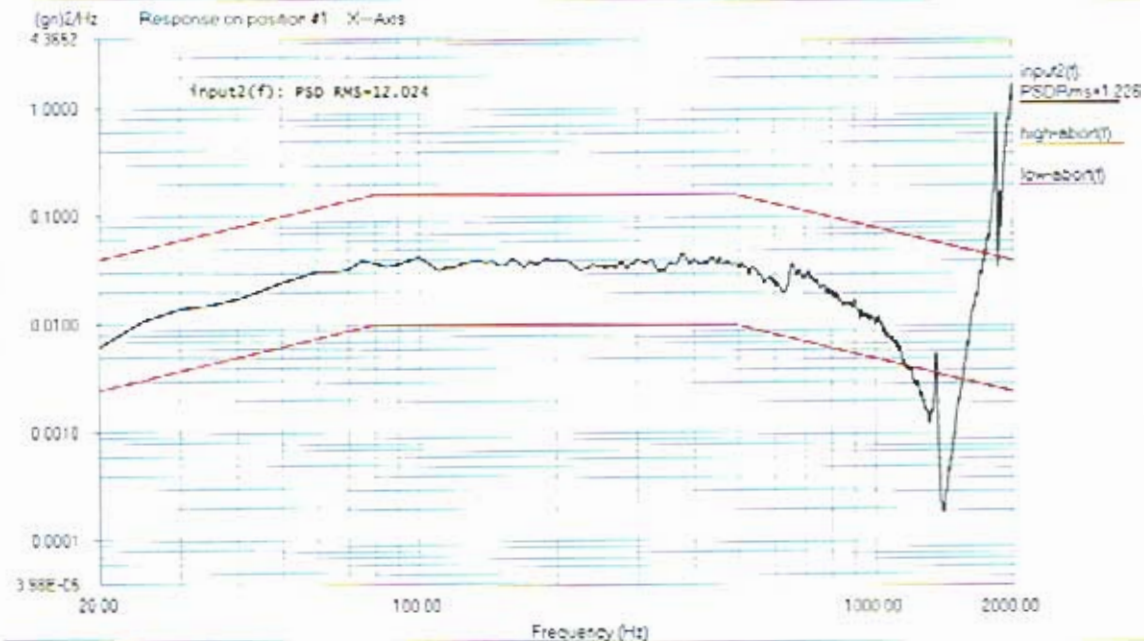


Level:	100 %	Control Peak:	0.139000 gn	Full Level Time:	00:04:19	Sweep Type:	Logarithmic
Frequency:	1999.669067 Hz	Demand Peak:	0.150000 gn	Time Remaining:	00:00:00	Sweep Rate:	2 Oct/Min



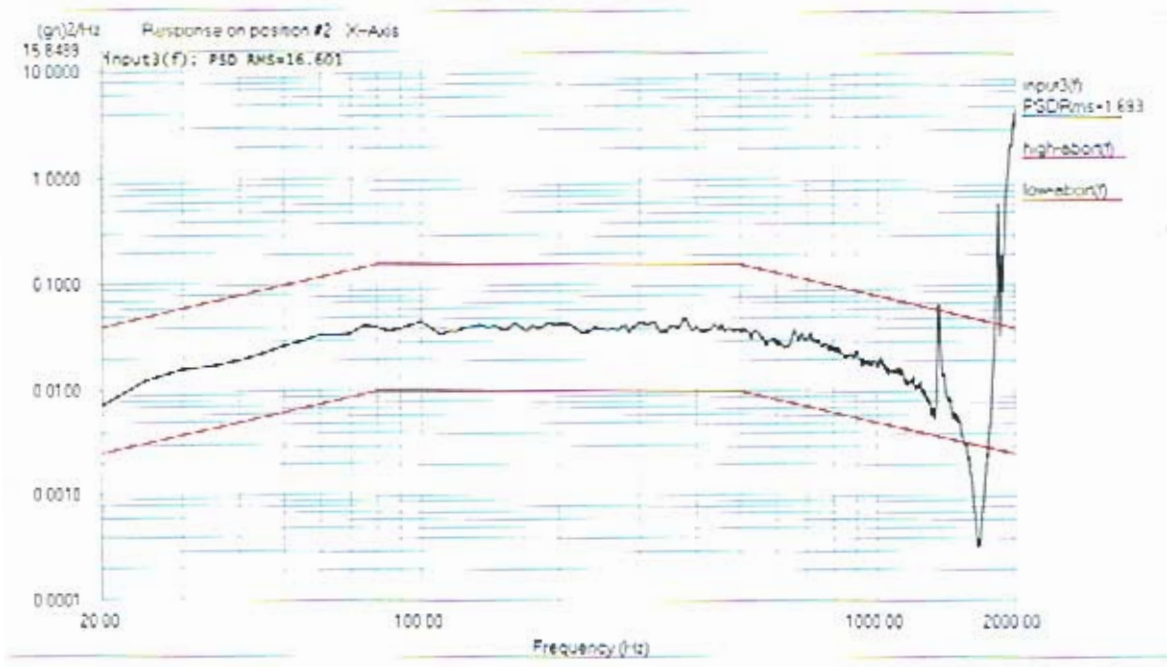
Level: 100 %
Control RMS: 6.793337 gn Full Level Elapsed Time: 00:01:00 Lines: 400 Frame Time: 0.200000 Seconds
Demand RMS: 6.785996 gn Remaining Time: 00:00:00 DOF: 154 dF: 5.000000 Hz

Data saved at 02:44:54 PM, Tuesday, November 15, 2005 Report created at 02:44:55 PM, Tuesday, November 15, 2005




Level: 100 %
Control RMS: 6.793337 gn Full Level Elapsed Time: 00:01:00 Lines: 400 Frame Time: 0.200000 Seconds
Demand RMS: 6.785996 gn Remaining Time: 00:00:00 DOF: 154 dF: 5.000000 Hz

Data saved at 02:44:54 PM, Tuesday, November 15, 2005 Report created at 02:44:55 PM, Tuesday, November 15, 2005

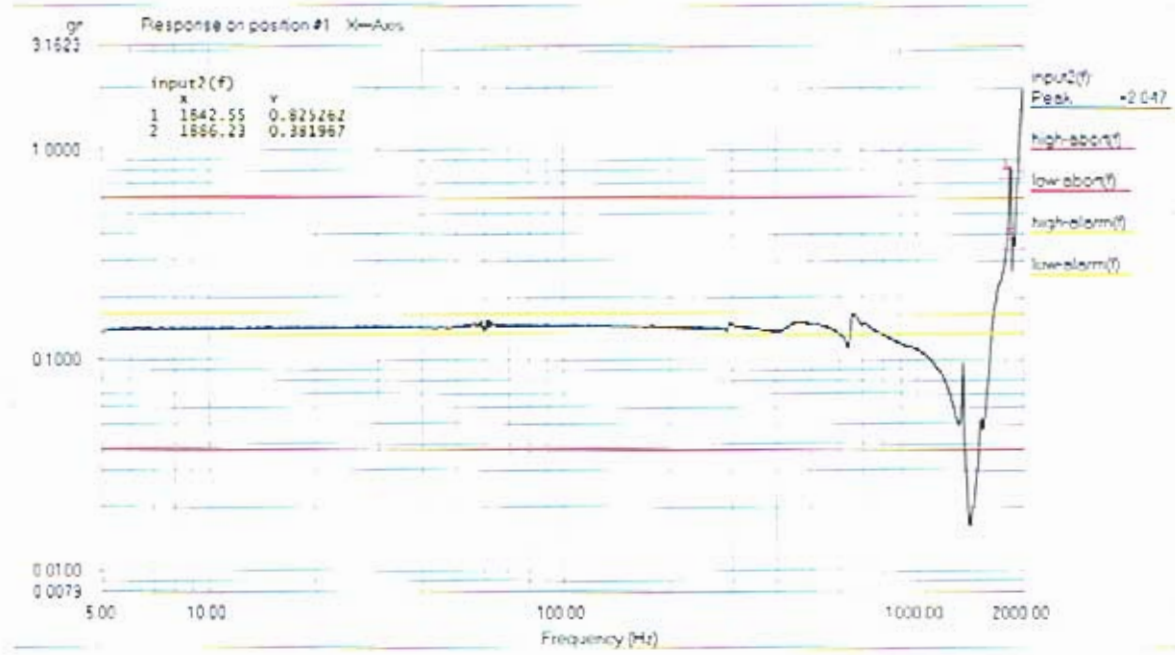


Level: 100%
 Control RMS: 6.793337 gn Full Level Elapsed Time: 00:01:00 Lines: 400 Frame Time: 0.200000 Seconds
 Demand RMS: 6.785996 gn Remaining Time: 00:00:00 DOF: 154 dt: 5.000000 Hz
 Data saved at 02:44:54 PM, Tuesday, November 15, 2005 Report created at 02:44:55 PM, Tuesday, November 15, 2005



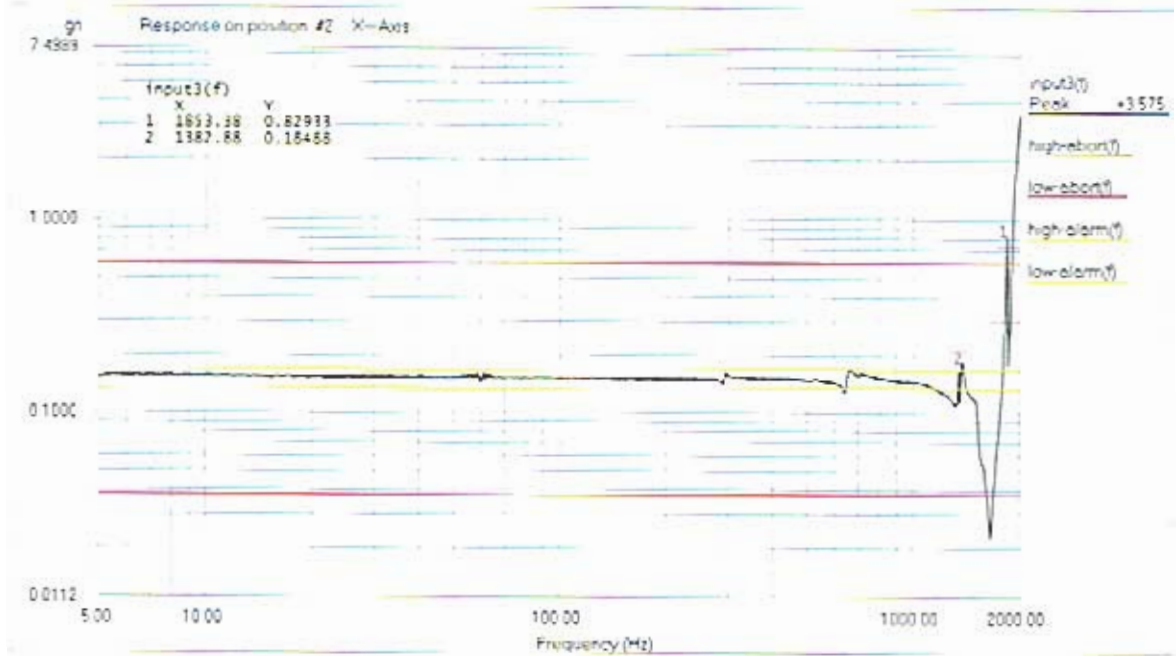
Level: 100% Control Peak: 0.140046 gn Full Level Time: 00:04:19 Sweep Type: Logarithmic
 Frequency: 1999.669067 Hz Demand Peak: 0.150000 gn Time Remaining: 00:00:00 Sweep Rate: 2 Oct/Min

Data saved at 02:50:32 PM, Tuesday, November 15, 2005 Report created at 02:50:32 PM, Tuesday, November 15, 2005

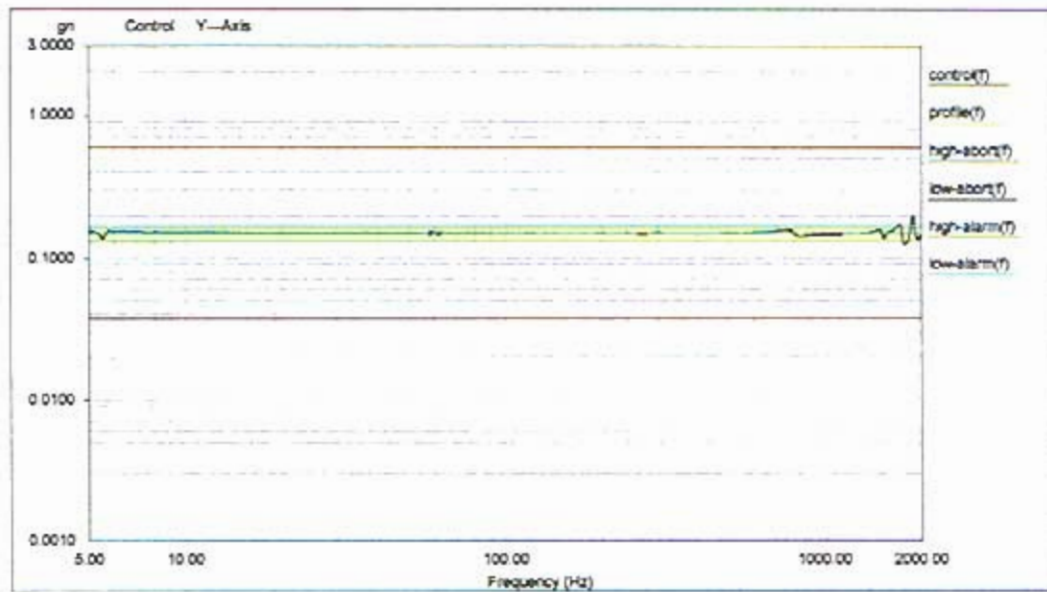


Level: 100% Control Peak: 0.140046 gn Full Level Time: 00:04:19 Sweep Type: Logarithmic
 Frequency: 1999.669067 Hz Demand Peak: 0.150000 gn Time Remaining: 00:00:00 Sweep Rate: 2 Oct/Min

Data saved at 02:50:32 PM, Tuesday, November 15, 2005 Report created at 02:50:32 PM, Tuesday, November 15, 2005

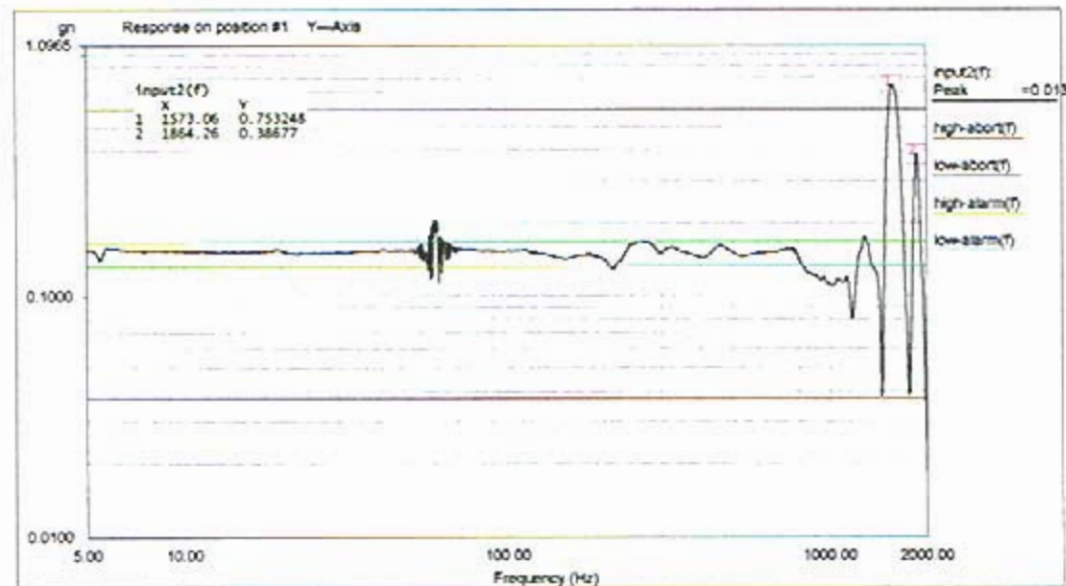


Level: 100% Control Peak: 0.140046 gm Full Level Time: 00:04:19 Sweep Type: Logarithmic
 Frequency: 1999.669067 Hz Demand Peak: 0.150000 gm Time Remaining: 00:00:00 Sweep Rate: 2 Oct/Min



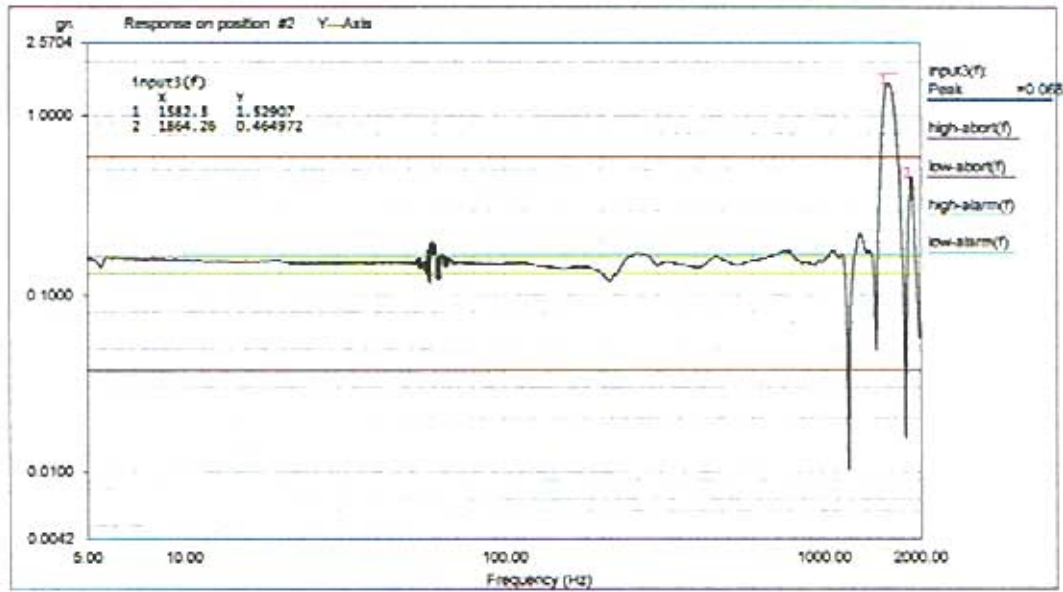
Level: 100 % Control Peak: 0.144563 gn Full Level Time: 00:04:19 Sweep Type: Logarithmic
 Frequency: 1996.715576 Hz Demand Peak: 0.150000 gn Time Remaining: 00:00:00 Sweep Rate: 2 Oct/Min

Data saved at 09:43:43 AM, Wednesday, November 16, 2005 Report created at 09:43:52 AM, Wednesday, November 16, 2005



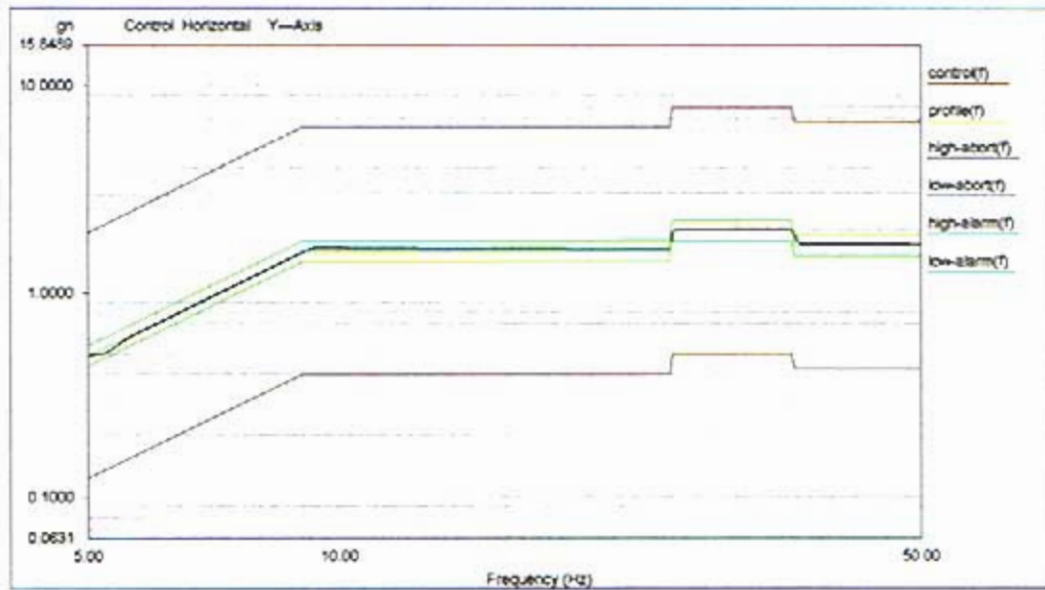
Level: 100 % Control Peak: 0.144563 gn Full Level Time: 00:04:19 Sweep Type: Logarithmic
 Frequency: 1996.715576 Hz Demand Peak: 0.150000 gn Time Remaining: 00:00:00 Sweep Rate: 2 Oct/Min

Data saved at 09:43:43 AM, Wednesday, November 16, 2005 Report created at 09:43:52 AM, Wednesday, November 16, 2005



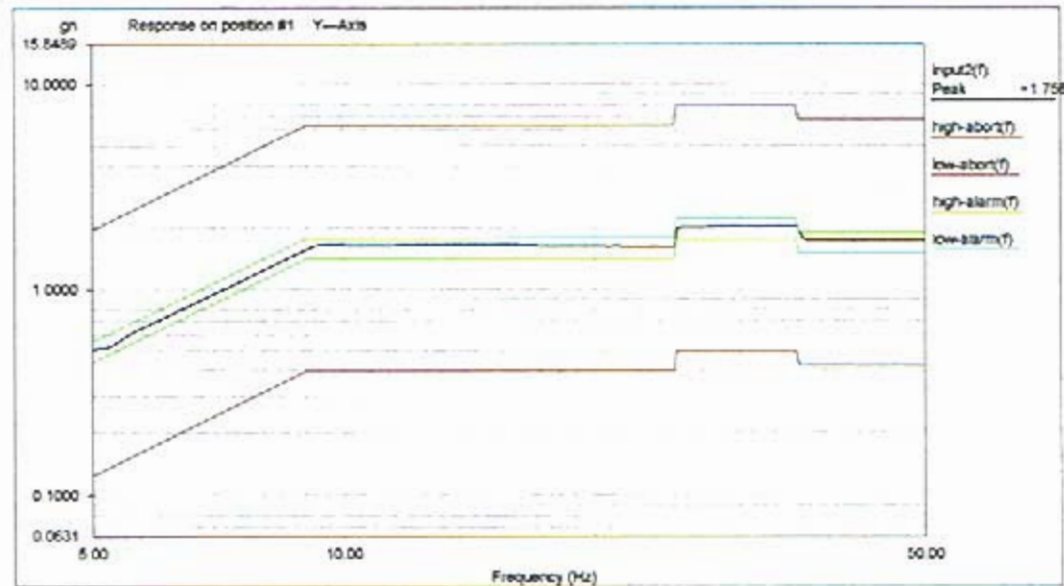
Level: 100 % Control Peak: 0.144563 gn Full Level Time: 00:04:19 Sweep Type: Logarithmic
 Frequency: 1996.715576 Hz Demand Peak: 0.150000 gn Time Remaining: 00:00:00 Sweep Rate: 2 Oct/Min

Data saved at 09:43:43 AM, Wednesday, November 16, 2005 Report created at 09:43:52 AM, Wednesday, November 16, 2005



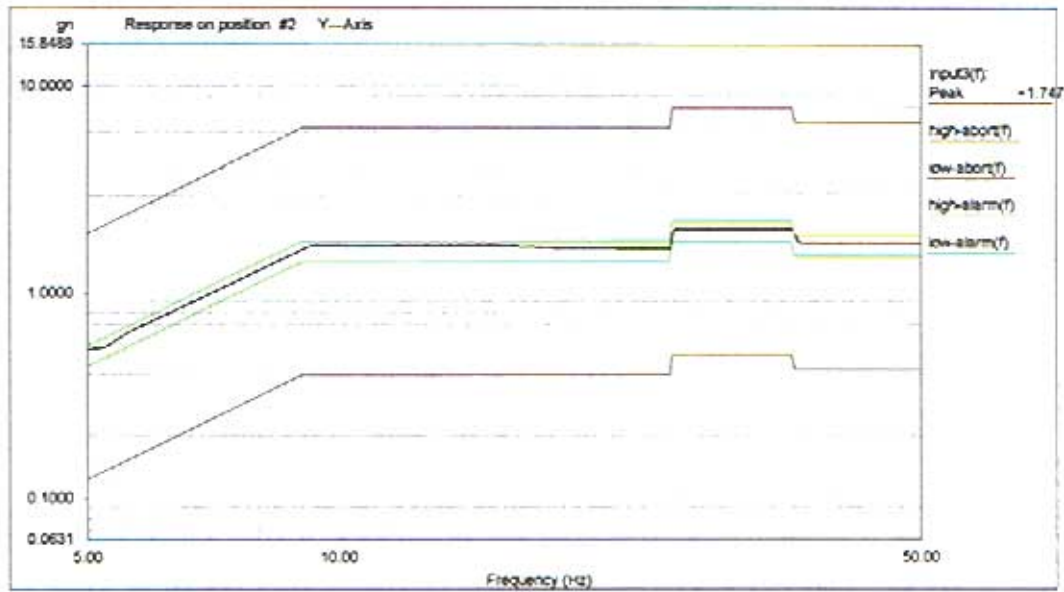
Level: 100 % Control Peak: 1.711561 gn Full Level Time: 00:01:02 Sweep Type: Logarithmic
 Frequency: 49.930378 Hz Demand Peak: 1.700000 gn Time Remaining: 00:00:00 Sweep Rate: 4 Oct/Min

Data saved at 09:47:56 AM, Wednesday, November 16, 2005 Report created at 09:47:57 AM, Wednesday, November 16, 2005



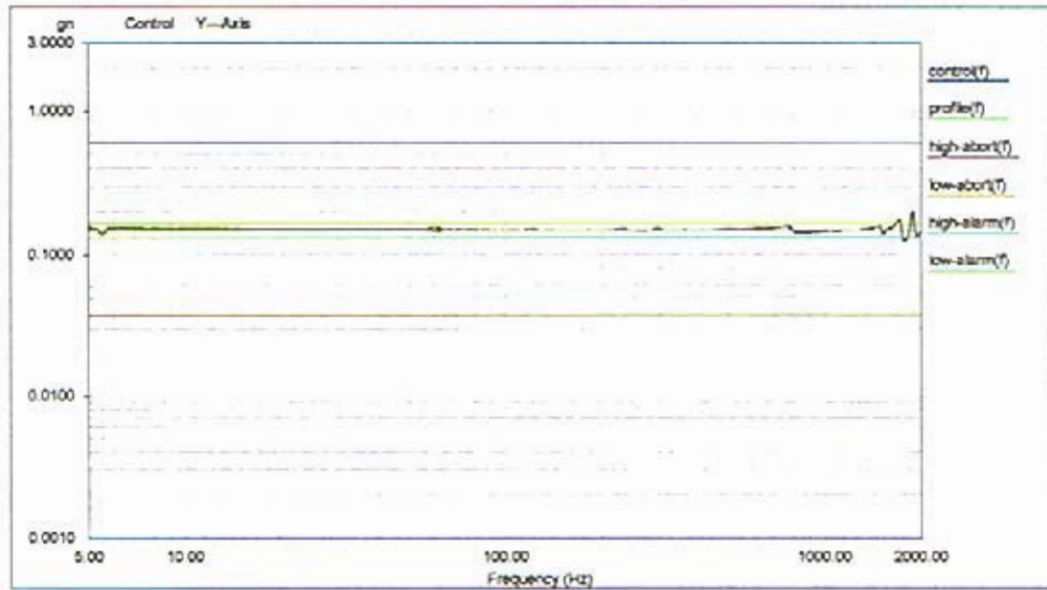
Level: 100 % Control Peak: 1.711561 gn Full Level Time: 00:01:02 Sweep Type: Logarithmic
 Frequency: 49.930378 Hz Demand Peak: 1.700000 gn Time Remaining: 00:00:00 Sweep Rate: 4 Oct/Min

Data saved at 09:47:56 AM, Wednesday, November 16, 2005 Report created at 09:47:57 AM, Wednesday, November 16, 2005



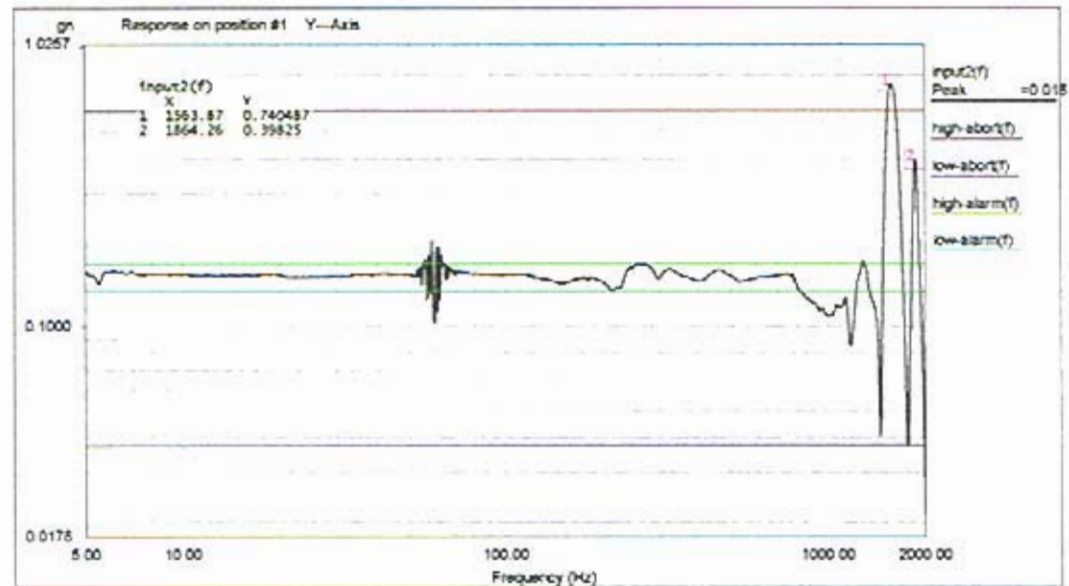
Level:	100 %	Control Peak:	1.711561 gn	Full Level Time:	00:01:02	Sweep Type:	Logarithmic
Frequency:	49.99378 Hz	Demand Peak:	1.700000 gn	Time Remaining:	00:00:00	Sweep Rate:	4 Oct/Min

Data saved at 09:47:56 AM, Wednesday, November 16, 2005 Report created at 09:47:57 AM, Wednesday, November 16, 2005



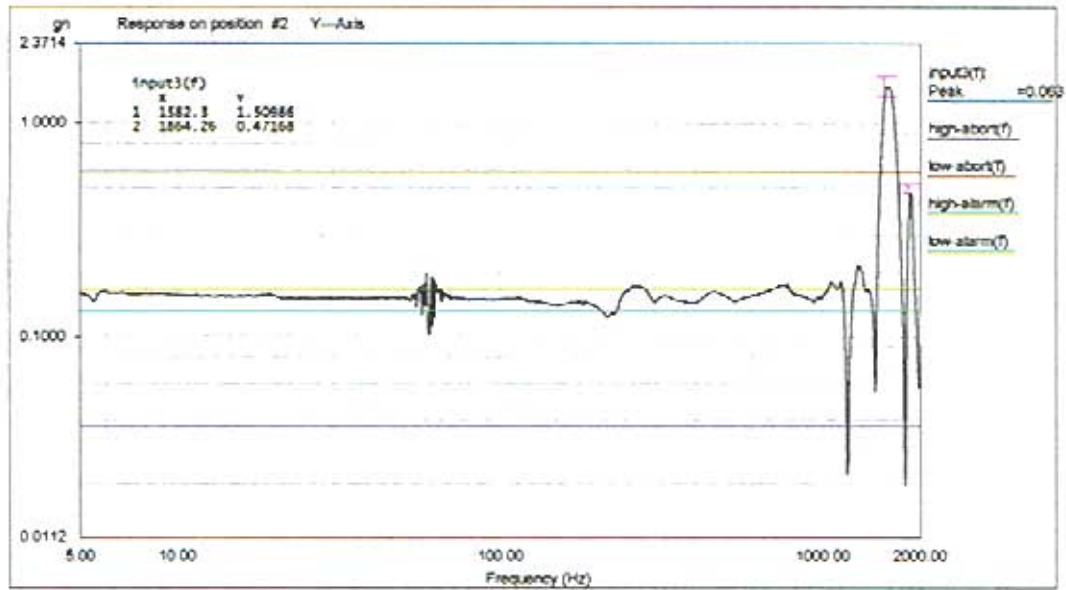
Level: 100 % Control Peak: 0.144582 gn Full Level Time: 00:04:19 Sweep Type: Logarithmic
 Frequency: 1997.207520 Hz Demand Peak: 0.150000 gn Time Remaining: 00:00:00 Sweep Rate: 2 Oct/Min

Data saved at 09:53:23 AM, Wednesday, November 16, 2005 Report created at 09:53:24 AM, Wednesday, November 16, 2005



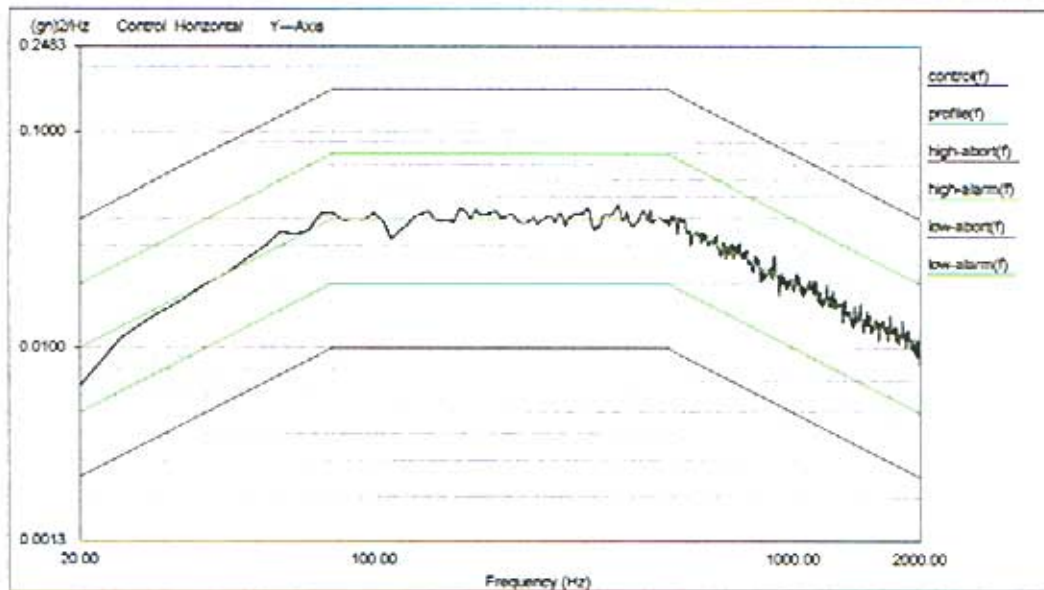
Level: 100 % Control Peak: 0.144582 gn Full Level Time: 00:04:19 Sweep Type: Logarithmic
 Frequency: 1997.207520 Hz Demand Peak: 0.150000 gn Time Remaining: 00:00:00 Sweep Rate: 2 Oct/Min

Data saved at 09:53:23 AM, Wednesday, November 16, 2005 Report created at 09:53:24 AM, Wednesday, November 16, 2005



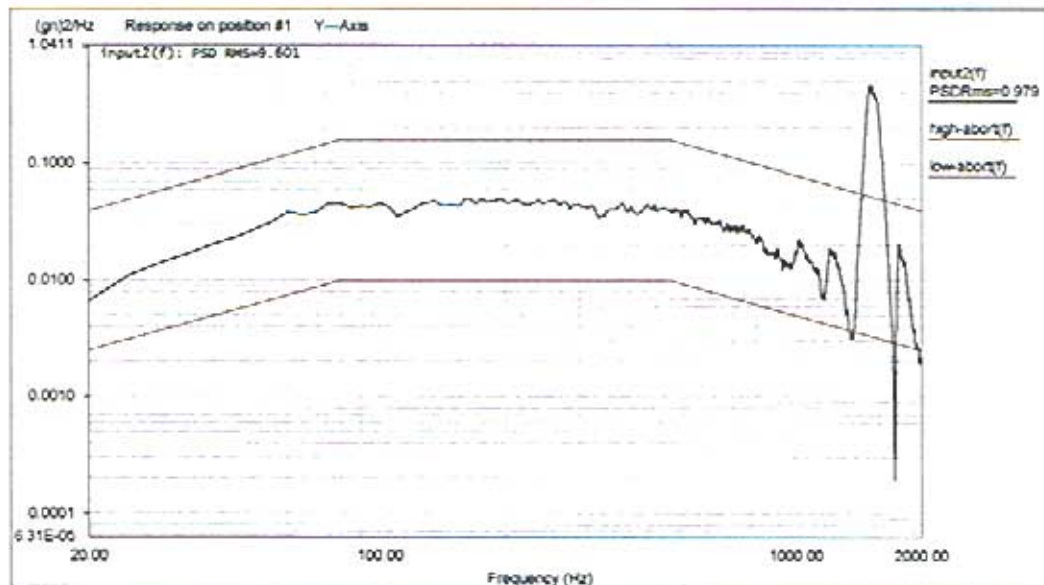
Level: 100% Control Peak: 0.144582 gn Full Level Time: 00:04:19 Sweep Type: Logarithmic
 Frequency: 1997.207520 Hz Demand Peak: 0.150000 gn Time Remaining: 00:00:00 Sweep Rate: 2 Oct/Min

Data saved at 09:53:23 AM, Wednesday, November 16, 2005 Report created at 09:53:24 AM, Wednesday, November 16, 2005



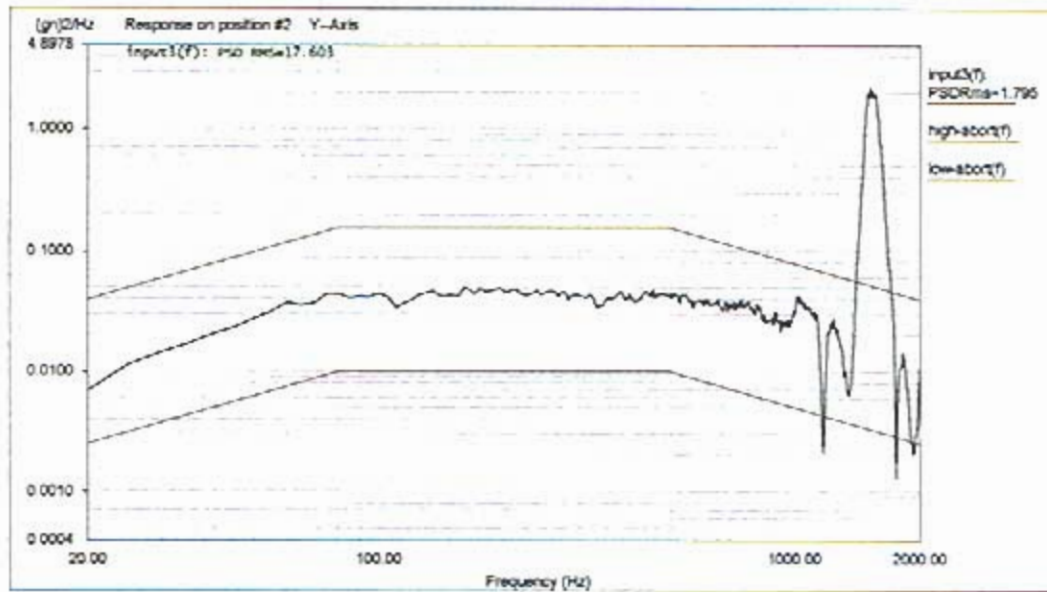
Level: 100 %
Control RMS: 6.805537 gn Full Level Elapsed Time: 00:01:00 Lines: 400 Frame Time: 0.200000 Seconds
Demand RMS: 6.785996 gn Remaining Time: 00:00:00 DCF: 154 dF: 5.000000 Hz

Data saved at 09:57:58 AM, Wednesday, November 16, 2005 Report created at 09:57:58 AM, Wednesday, November 16, 2005



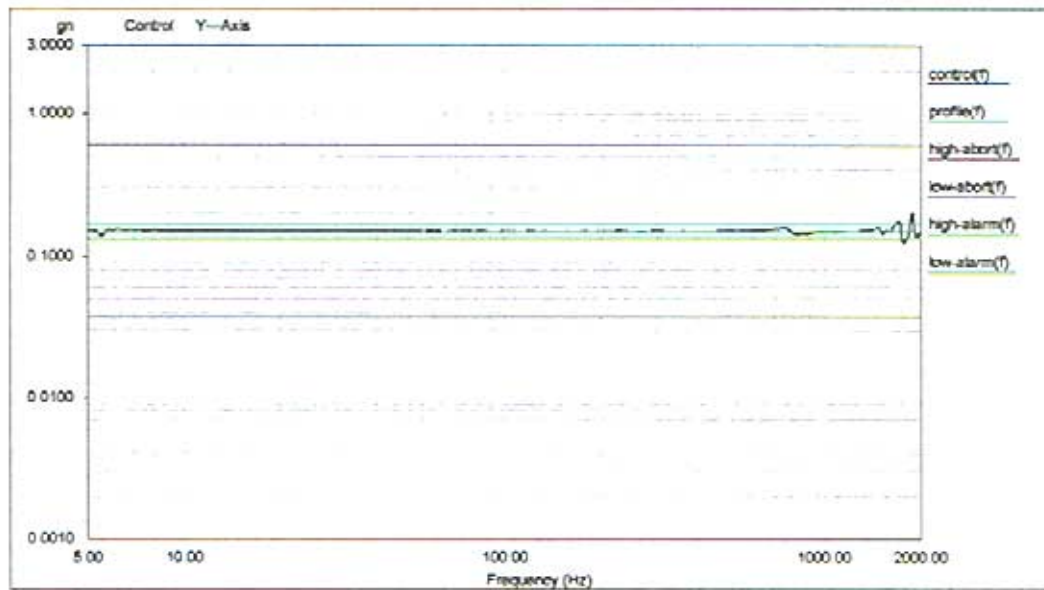
Level: 100 %
Control RMS: 6.805537 gn Full Level Elapsed Time: 00:01:00 Lines: 400 Frame Time: 0.200000 Seconds
Demand RMS: 6.785996 gn Remaining Time: 00:00:00 DCF: 154 dF: 5.000000 Hz

Data saved at 09:57:58 AM, Wednesday, November 16, 2005 Report created at 09:57:58 AM, Wednesday, November 16, 2005



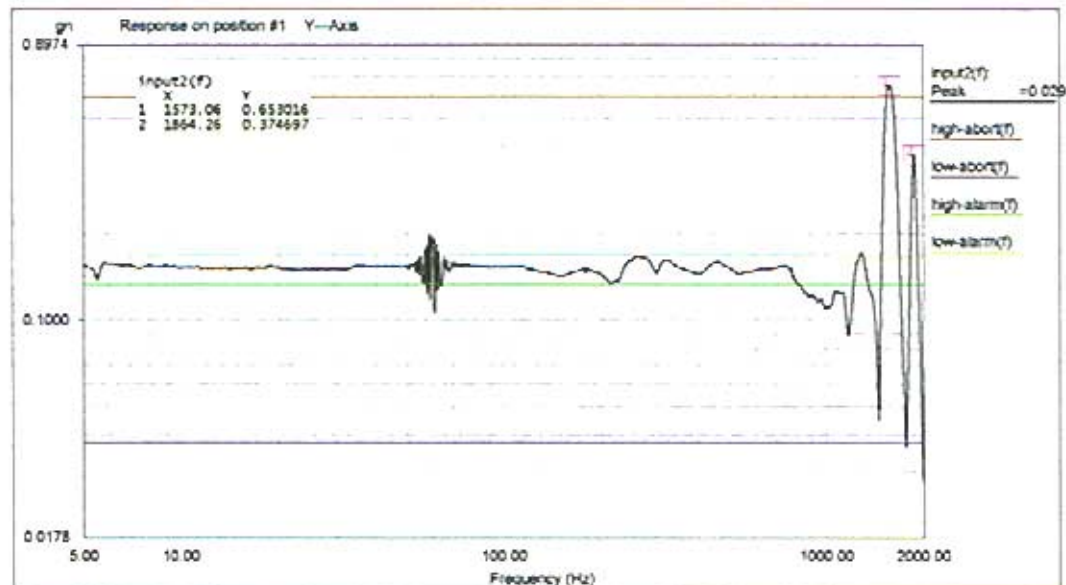
Level: 100 %
 Control RMS: 6.905537 gn Full Level Elapsed Time: 00:01:00 Lines: 400 Frame Time: 0.200000 Seconds
 Demand RMS: 6.785996 gn Remaining Time: 00:00:00 DCF: 154 df: 5.000000 Hz

Data saved at 09:57:58 AM, Wednesday, November 16, 2005 Report created at 09:57:58 AM, Wednesday, November 16, 2005



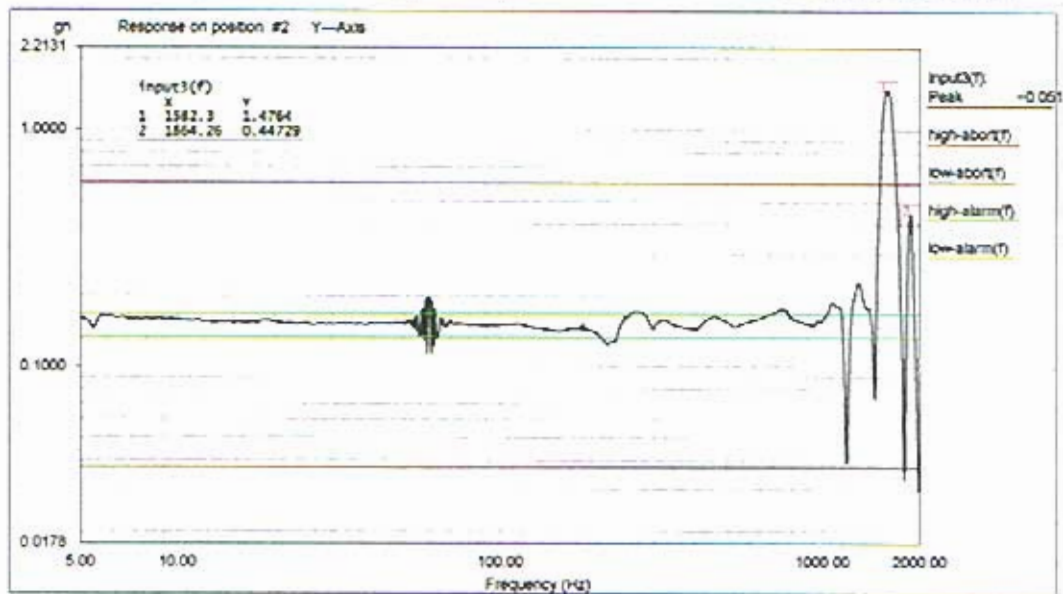
Level: 100 % Control Peak: 0.144908 gn Full Level Time: 00:04:19 Sweep Type: Logarithmic
 Frequency: 1997.699585 Hz Demand Peak: 0.150000 gn Time Remaining: 00:00:00 Sweep Rate: 2 Oct/Min

Data saved at 10:03:41 AM, Wednesday, November 16, 2005 Report created at 10:03:41 AM, Wednesday, November 16, 2005



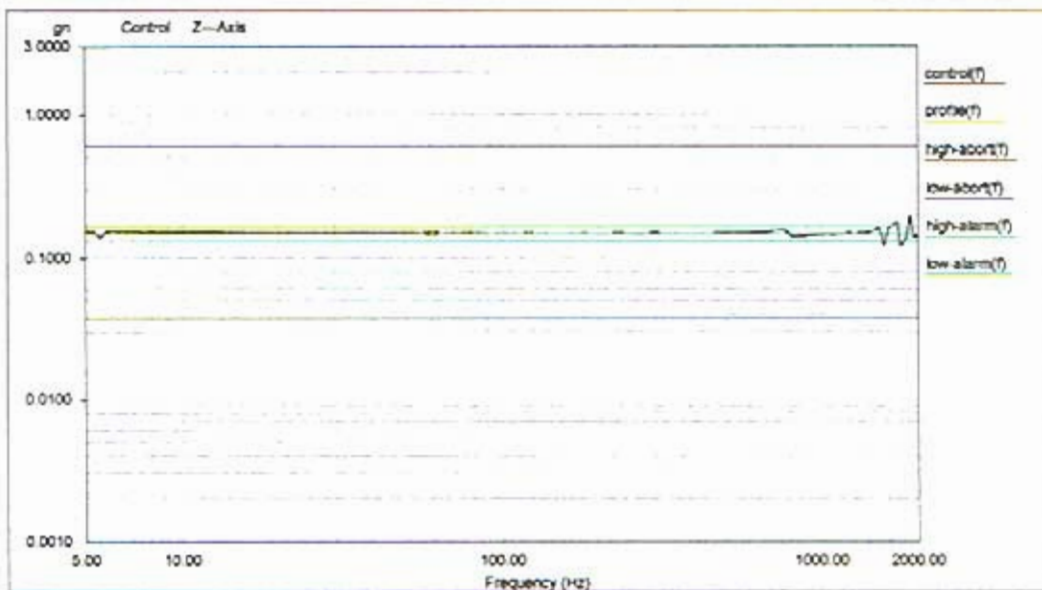
Level: 100 % Control Peak: 0.144908 gn Full Level Time: 00:04:19 Sweep Type: Logarithmic
 Frequency: 1997.699585 Hz Demand Peak: 0.150000 gn Time Remaining: 00:00:00 Sweep Rate: 2 Oct/Min

Data saved at 10:03:41 AM, Wednesday, November 16, 2005 Report created at 10:03:41 AM, Wednesday, November 16, 2005



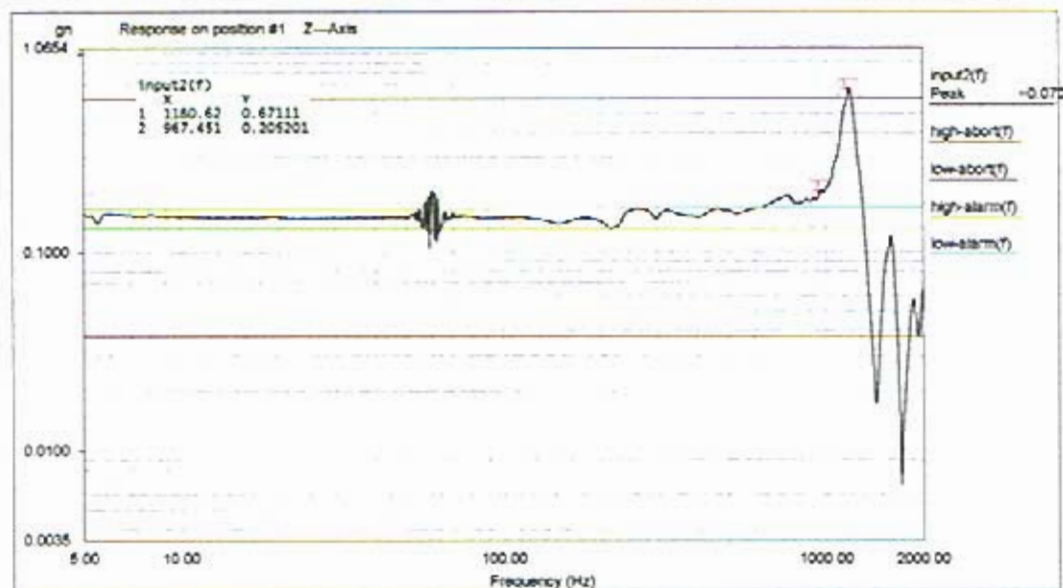
Level: 100 % Control Peak: 0.144908 gn Full Level Time: 00:04:19 Sweep Type: Logarithmic
 Frequency: 1997.699585 Hz Demand Peak: 0.150000 gn Time Remaining: 00:00:00 Sweep Rate: 2 Oct/Min

Data saved at 10:03:41 AM, Wednesday, November 16, 2005 Report created at 10:03:41 AM, Wednesday, November 16, 2005



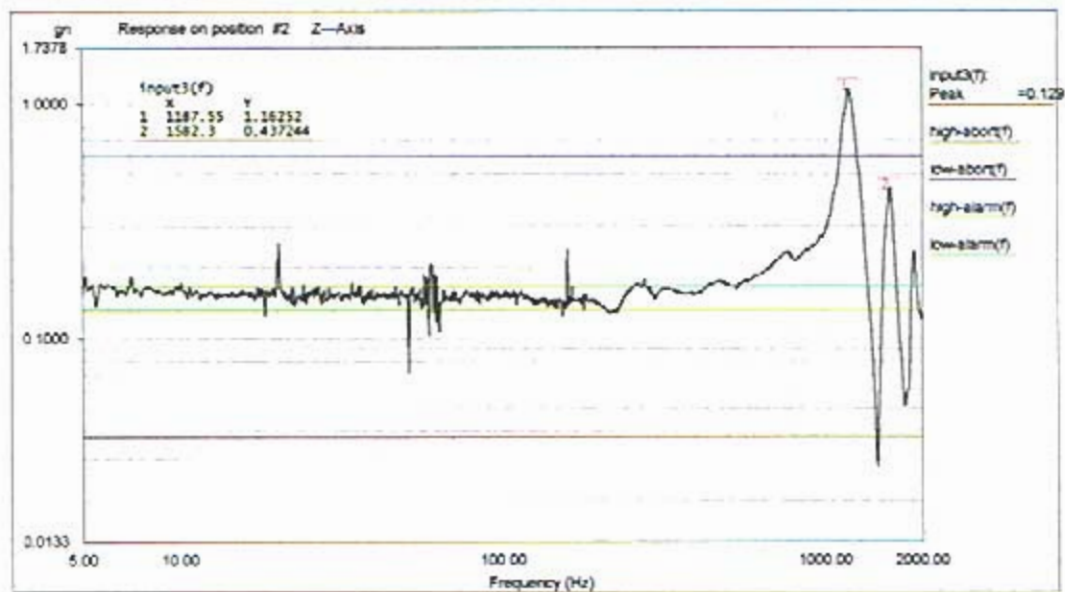
Level: 100 % Control Peak: 0.145367 gn Full Level Time: 00:04:19 Sweep Type: Logarithmic
 Frequency: 1999.176514 Hz Demand Peak: 0.150000 gn Time Remaining: 00:00:00 Sweep Rate: 2 Oct/Min

Data saved at 10:19:21 AM, Wednesday, November 16, 2005 Report created at 10:19:22 AM, Wednesday, November 16, 2005



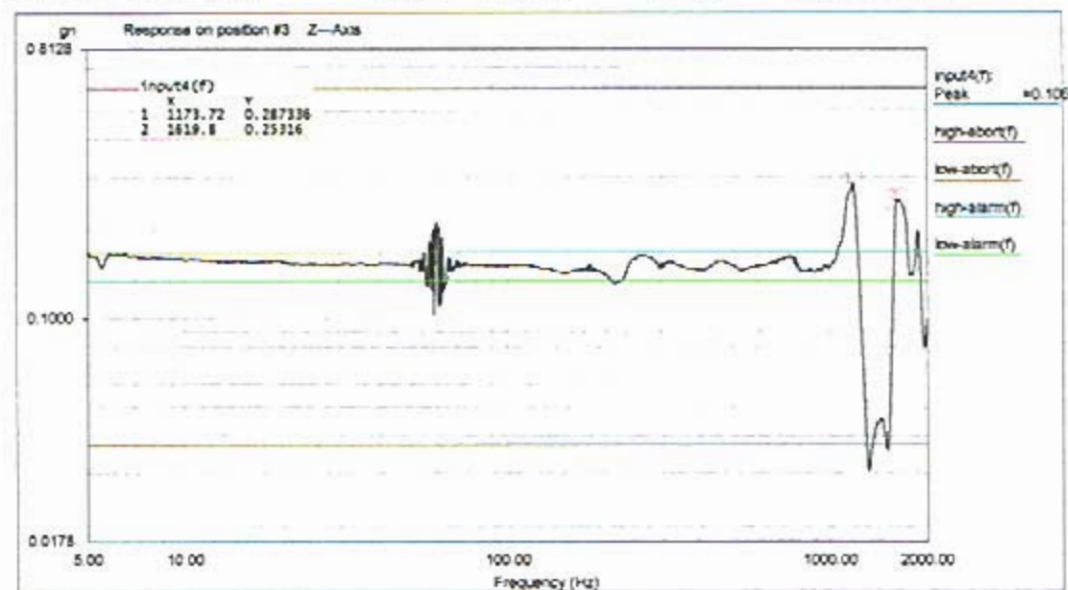
Level: 100 % Control Peak: 0.145367 gn Full Level Time: 00:04:19 Sweep Type: Logarithmic
 Frequency: 1999.176514 Hz Demand Peak: 0.150000 gn Time Remaining: 00:00:00 Sweep Rate: 2 Oct/Min

Data saved at 10:19:21 AM, Wednesday, November 16, 2005 Report created at 10:19:22 AM, Wednesday, November 16, 2005



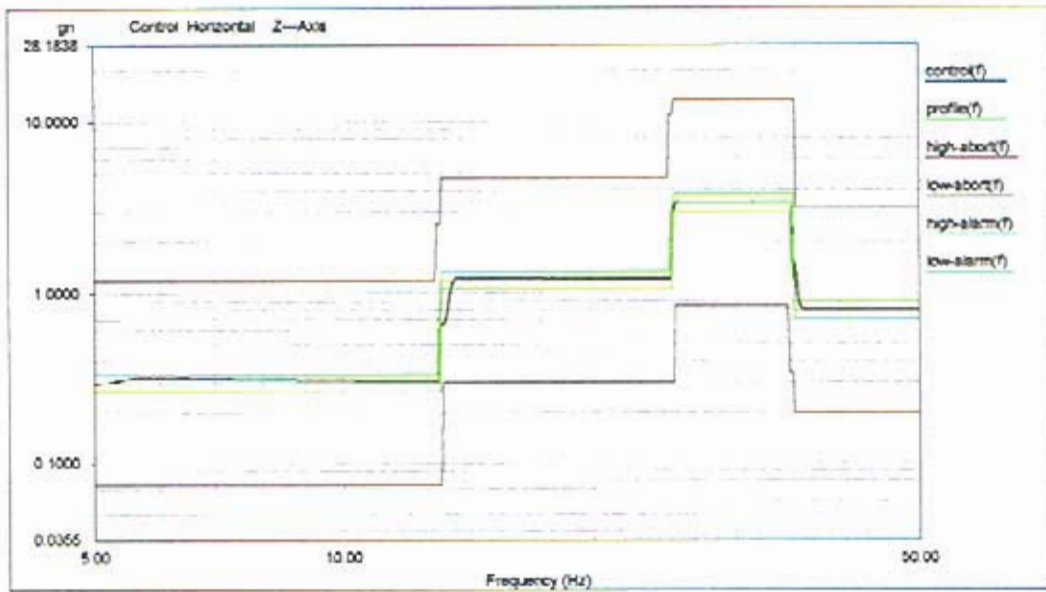
Level: 100 % Control Peak: 0.145367 gn Full Level Time: 00:04:19 Sweep Type: Logarithmic
 Frequency: 1999.176514 Hz Demand Peak: 0.150000 gn Time Remaining: 00:00:00 Sweep Rate: 2 Oct/Min

Data saved at 10:19:21 AM, Wednesday, November 16, 2005 Report created at 10:19:22 AM, Wednesday, November 16, 2005



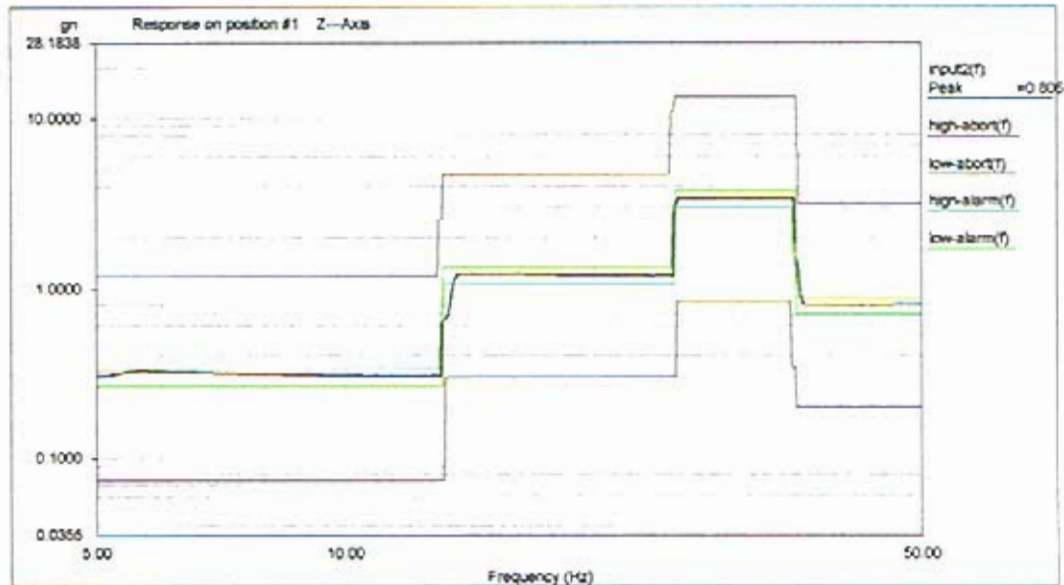
Level: 100 % Control Peak: 0.805443 gn Full Level Time: 00:01:02 Sweep Type: Logarithmic
 Frequency: 49.954987 Hz Demand Peak: 0.800000 gn Time Remaining: 00:00:00 Sweep Rate: 4 Oct/Min

Data saved at 10:26:02 AM, Wednesday, November 16, 2005 Report created at 10:26:03 AM, Wednesday, November 16, 2005



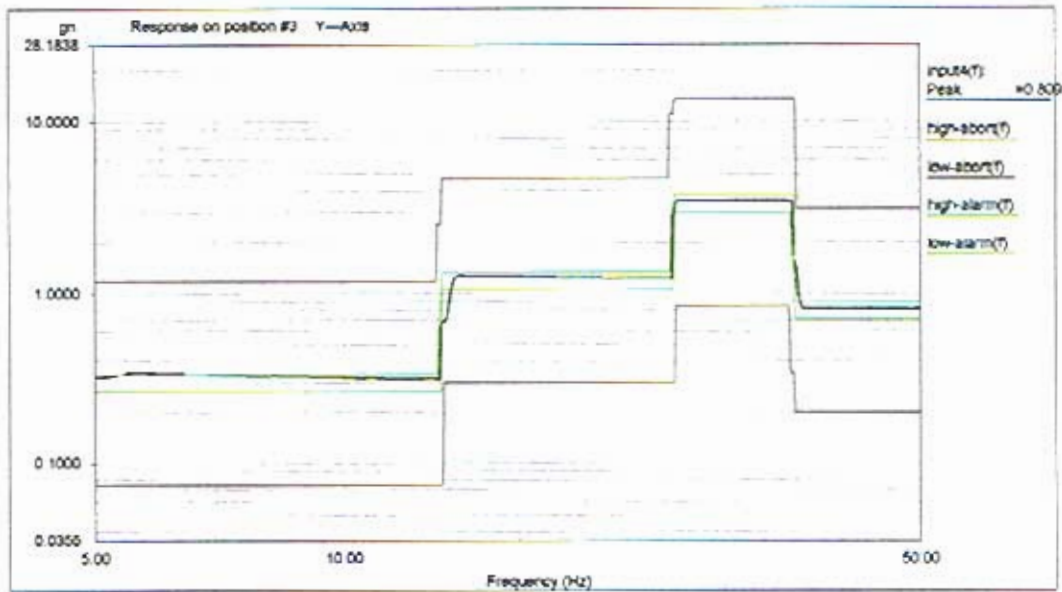
Level: 100 % Control Peak: 0.805443 gn Full Level Time: 00:01:02 Sweep Type: Logarithmic
 Frequency: 49.954987 Hz Demand Peak: 0.800000 gn Time Remaining: 00:00:00 Sweep Rate: 4 Oct/Min

Data saved at 10:24:55 AM, Wednesday, November 16, 2005 Report created at 10:24:56 AM, Wednesday, November 16, 2005



Level: 100 % Control Peak: 0.805443 gn Full Level Time: 00:01:02 Sweep Type: Logarithmic
 Frequency: 49.954987 Hz Demand Peak: 0.800000 gn Time Remaining: 00:00:00 Sweep Rate: 4 Oct/Min

Data saved at 10:24:55 AM, Wednesday, November 16, 2005 Report created at 10:24:56 AM, Wednesday, November 16, 2005



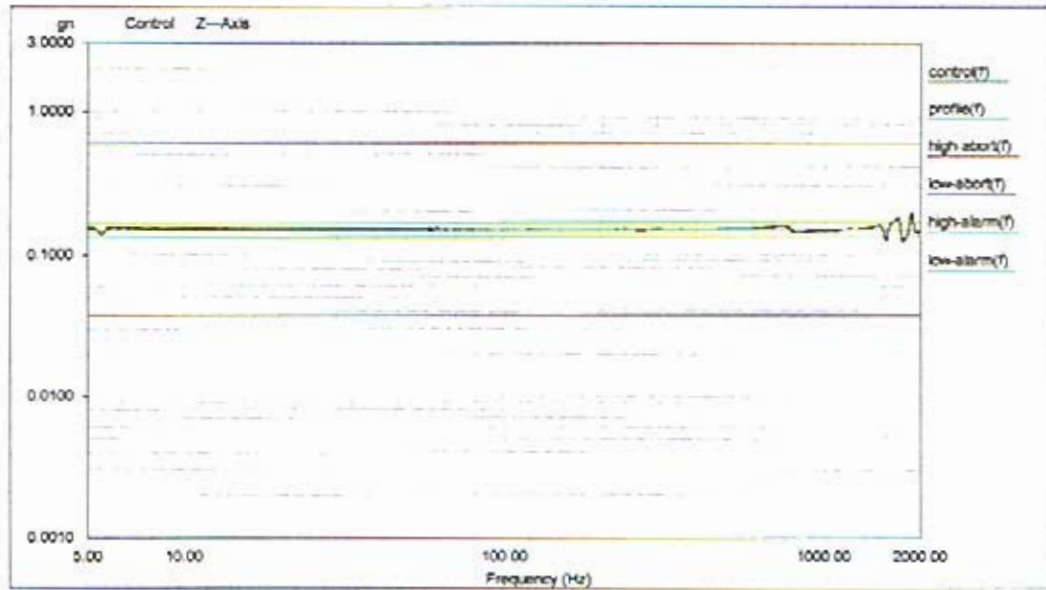
Level: 100 % Control Peak: 0.805443 gn Full Level Time: 00:01:02 Sweep Type: Logarithmic
 Frequency: 49.954987 Hz Demand Peak: 0.800000 gn Time Remaining: 00:00:00 Sweep Rate: 4 Oct/Min

Data saved at 10:24:55 AM, Wednesday, November 16, 2005 Report created at 10:24:56 AM, Wednesday, November 16, 2005



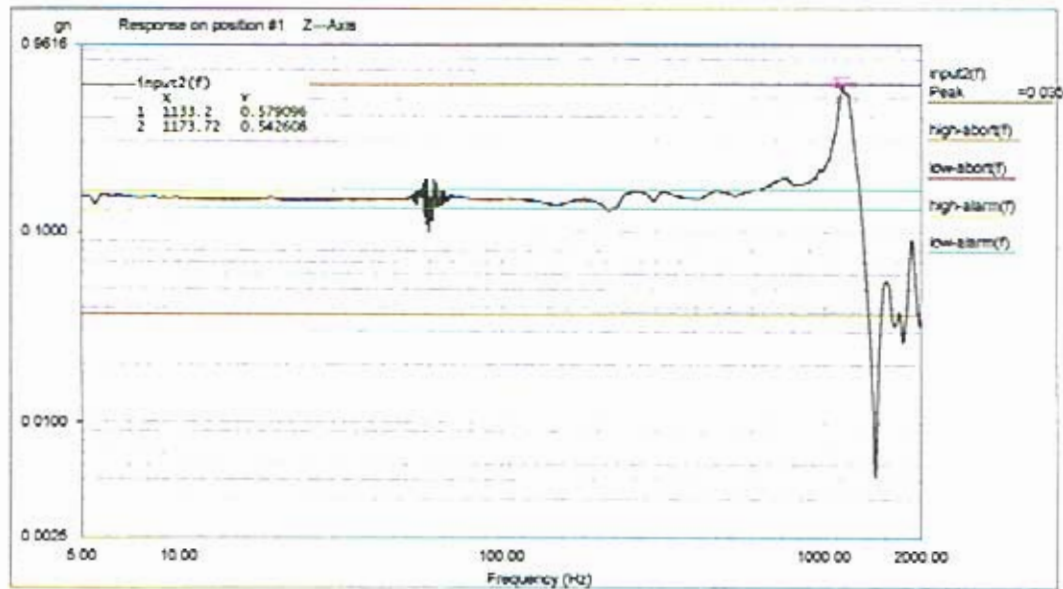
Level: 100 % Control Peak: 0.805443 gn Full Level Time: 00:01:02 Sweep Type: Logarithmic
 Frequency: 49.954987 Hz Demand Peak: 0.800000 gn Time Remaining: 00:00:00 Sweep Rate: 4 Oct/Min

Data saved at 10:24:55 AM, Wednesday, November 16, 2005 Report created at 10:24:56 AM, Wednesday, November 16, 2005



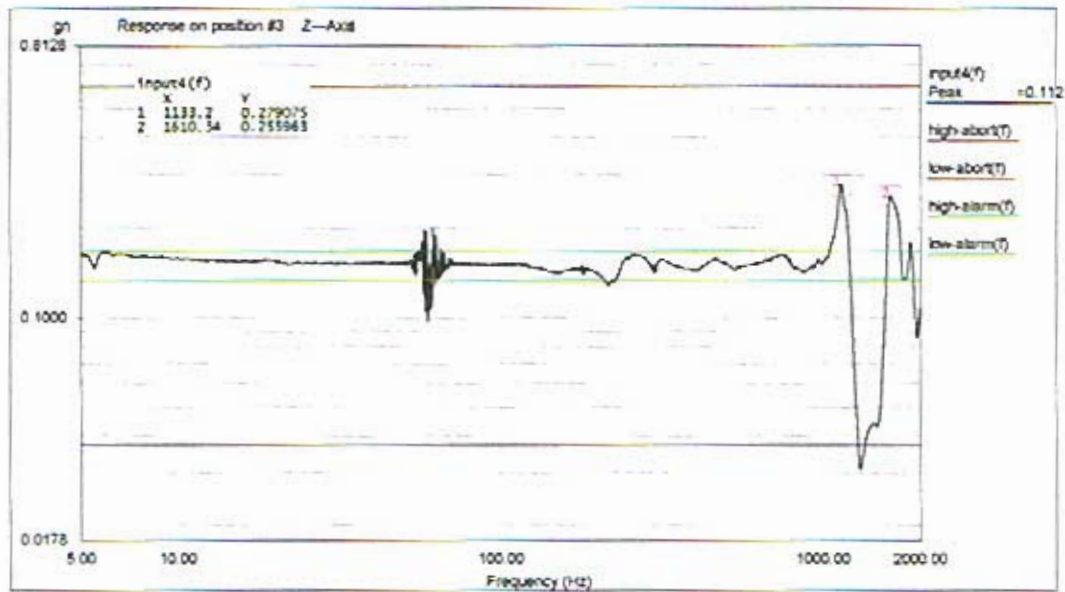
Level: 100 % Control Peak: 0.145386 gn Full Level Time: 00:04:19 Sweep Type: Logarithmic
 Frequency: 1998.191772 Hz Demand Peak: 0.150000 gn Time Remaining: 00:00:00 Sweep Rate: 2 Oct/Min

Data saved at 10:40:30 AM, Wednesday, November 16, 2005 Report created at 10:40:31 AM, Wednesday, November 16, 2005



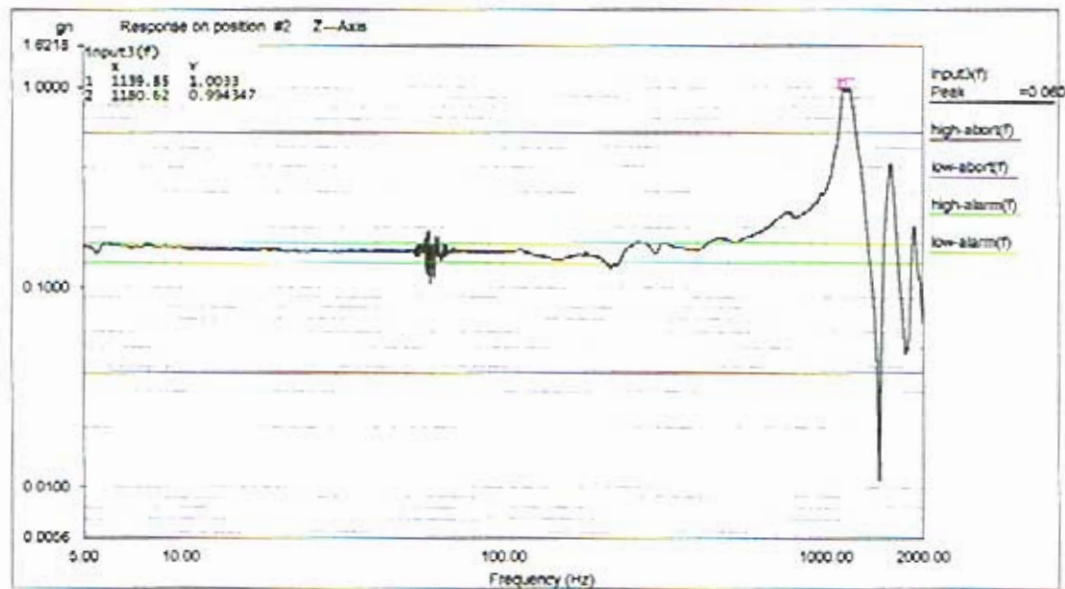
Level: 100 % Control Peak: 0.145386 gn Full Level Time: 00:04:19 Sweep Type: Logarithmic
 Frequency: 1998.191772 Hz Demand Peak: 0.150000 gn Time Remaining: 00:00:00 Sweep Rate: 2 Oct/Min

Data saved at 10:40:31 AM, Wednesday, November 16, 2005 Report created at 10:40:31 AM, Wednesday, November 16, 2005



Level: 100 % Control Peak: 0.145386 gn Full Level Time: 00:04:19 Sweep Type: Logarithmic
 Frequency: 1998.191772 Hz Demand Peak: 0.150000 gn Time Remaining: 00:00:00 Sweep Rate: 2 Oct/Min

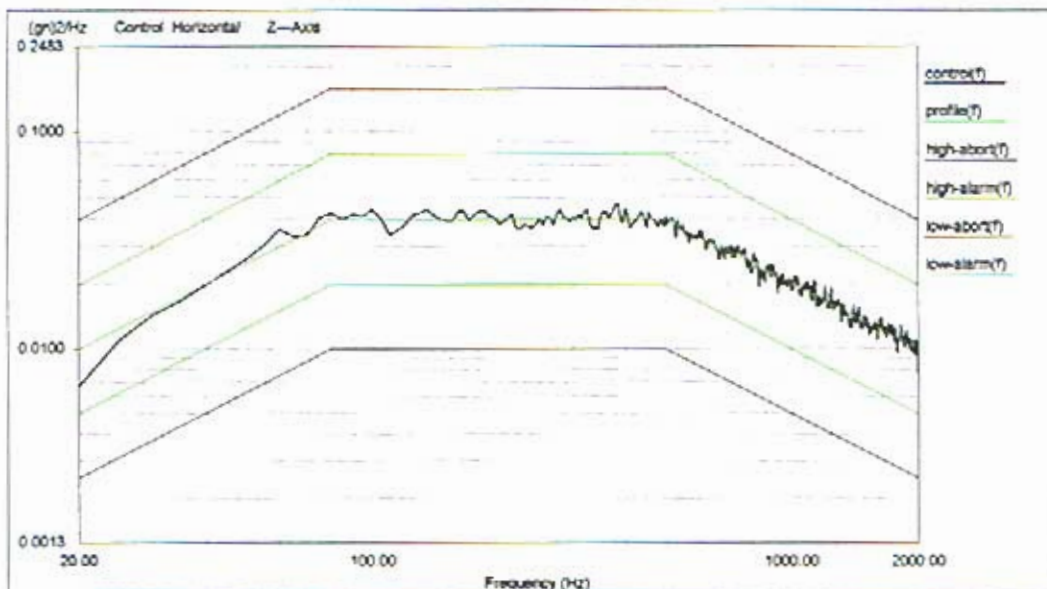
Data saved at 10:40:31 AM, Wednesday, November 16, 2005 Report created at 10:40:31 AM, Wednesday, November 16, 2005



Level: 100 % Control Peak: 0.145386 gn Full Level Time: 00:04:19 Sweep Type: Logarithmic
 Frequency: 1998.191772 Hz Demand Peak: 0.150000 gn Time Remaining: 00:00:00 Sweep Rate: 2 Oct/Min

Data saved at 10:40:31 AM, Wednesday, November 16, 2005 Report created at 10:40:31 AM, Wednesday, November 16, 2005

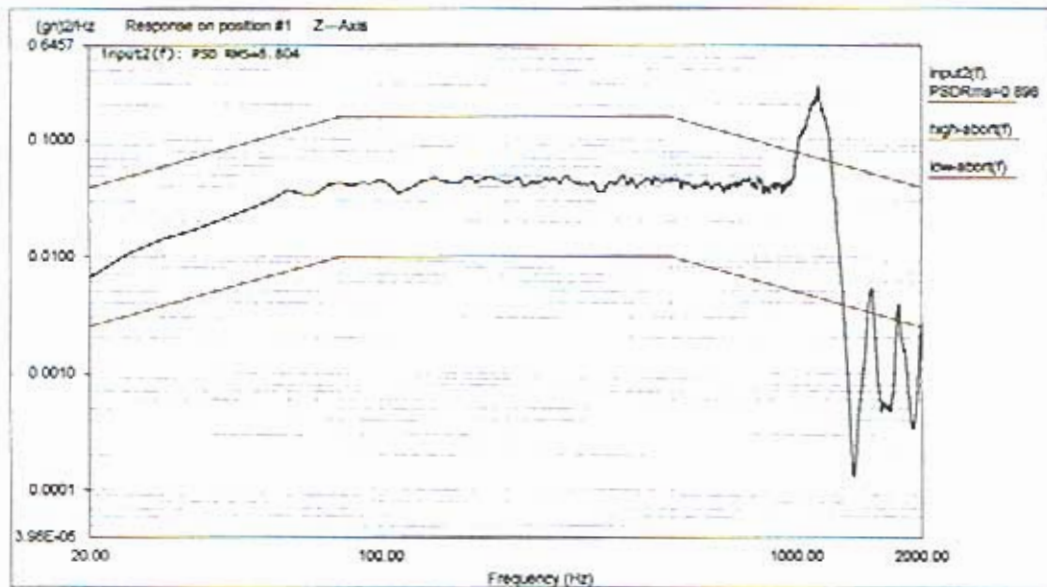
QUANTA LABS
 Stanford Linear Accelerator Model: HCB Proto profile S/N: GLAT2436 RANDOM TEST
 Project File Name: 20-2000 Hz @ 6.8 G HCB.prj
 Profile Name: 20-2000Hz @ 6.8 G rms Test Type: Random Run Folder: .RunDefault Nov 16, 2005 10:32:53



Level: 100 %
 Control RMS: 6.800309 gn Full Level Elapsed Time: 00:01:00 Lines: 400 Frame Time: 0.200000 Seconds
 Demand RMS: 6.785996 gn Remaining Time: 00:00:00 DCF: 154 δP : 5.000000 Hz

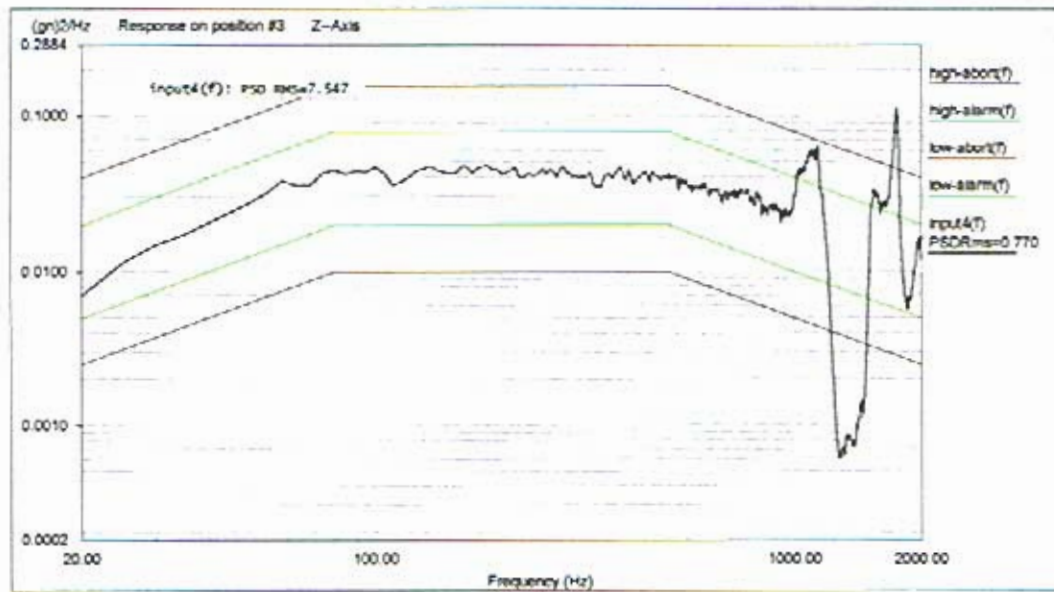
Data saved at 10:35:13 AM, Wednesday, November 16, 2005 Report created at 10:35:14 AM, Wednesday, November 16, 2005

QUANTA LABS
 Stanford Linear Accelerator Model: HCB Proto profile S/N: GLAT2436 RANDOM TEST
 Project File Name: 20-2000 Hz @ 6.8 G HCB.prj
 Profile Name: 20-2000Hz @ 6.8 G rms Test Type: Random Run Folder: .RunDefault Nov 16, 2005 10:32:53

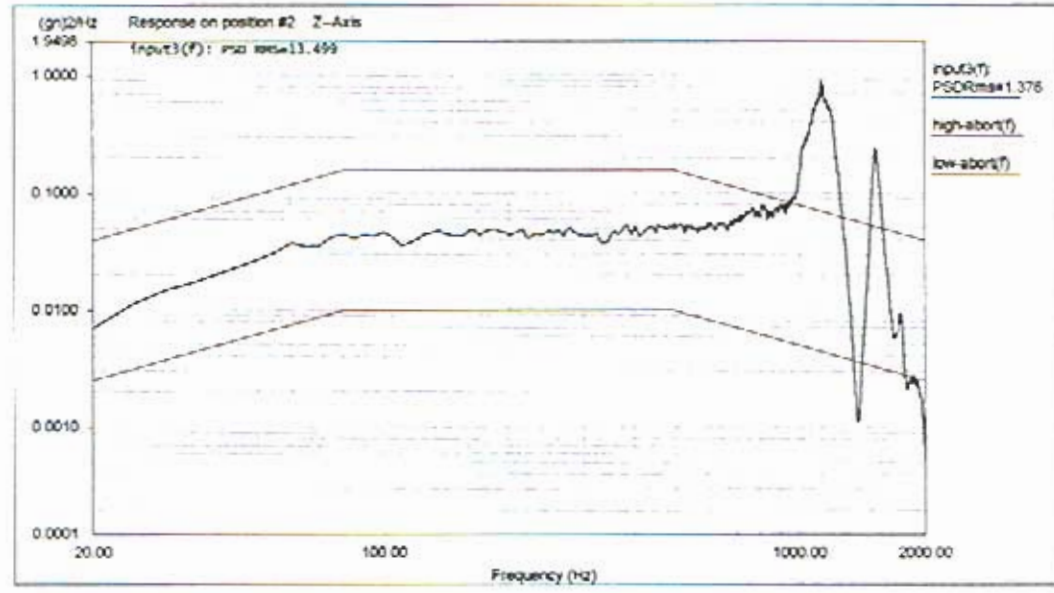


Level: 100 %
 Control RMS: 6.800309 gn Full Level Elapsed Time: 00:01:00 Lines: 400 Frame Time: 0.200000 Seconds
 Demand RMS: 6.785996 gn Remaining Time: 00:00:00 DCF: 154 δP : 5.000000 Hz

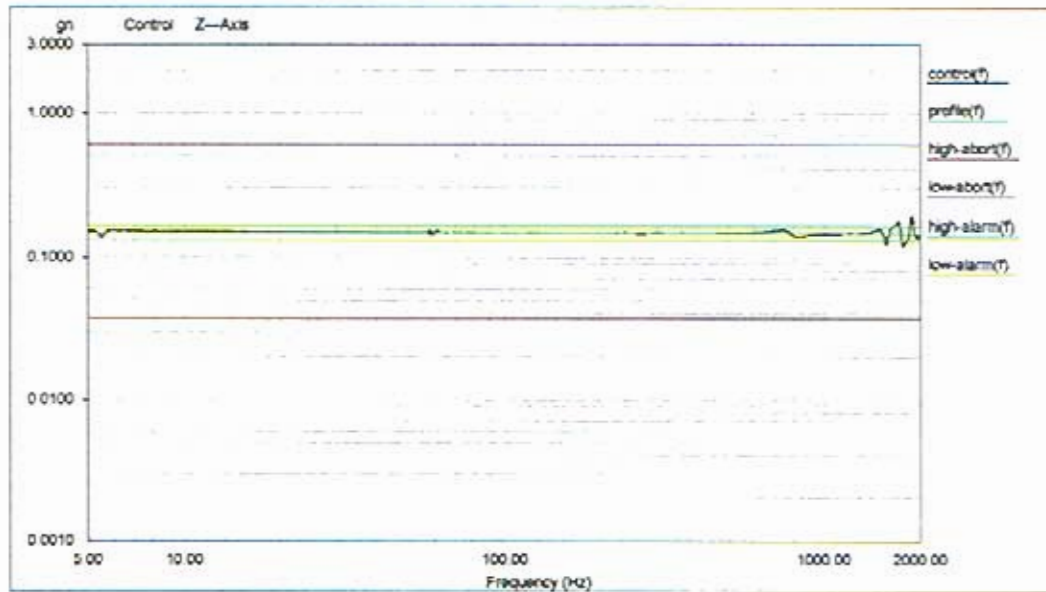
Data saved at 10:35:13 AM, Wednesday, November 16, 2005 Report created at 10:35:14 AM, Wednesday, November 16, 2005



Level: 100 %
 Control RMS: 6.800309 gn Full Level Elapsed Time: 00:01:00 Lines: 400 Frame Time: 0.200000 Seconds
 Demand RMS: 6.785996 gn Remaining Time: 00:00:00 DCF: 154 dF: 5.000000 Hz
 Data saved at 10:35:13 AM, Wednesday, November 16, 2005 Report created at 10:35:14 AM, Wednesday, November 16, 2005

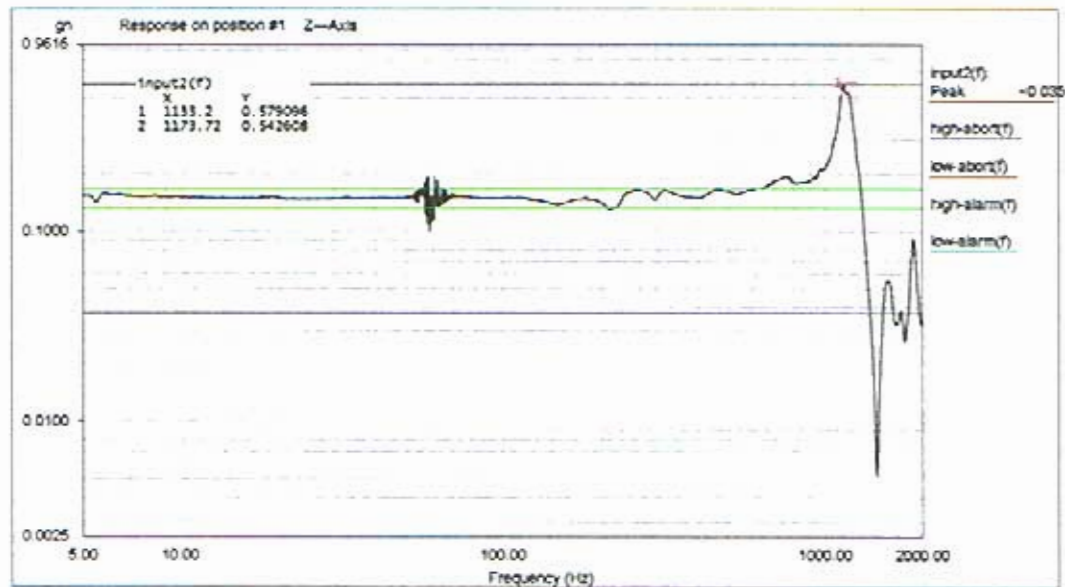


Level: 100 %
 Control RMS: 6.800309 gn Full Level Elapsed Time: 00:01:00 Lines: 400 Frame Time: 0.200000 Seconds
 Demand RMS: 6.785996 gn Remaining Time: 00:00:00 DCF: 154 dF: 5.000000 Hz
 Data saved at 10:35:13 AM, Wednesday, November 16, 2005 Report created at 10:35:14 AM, Wednesday, November 16, 2005



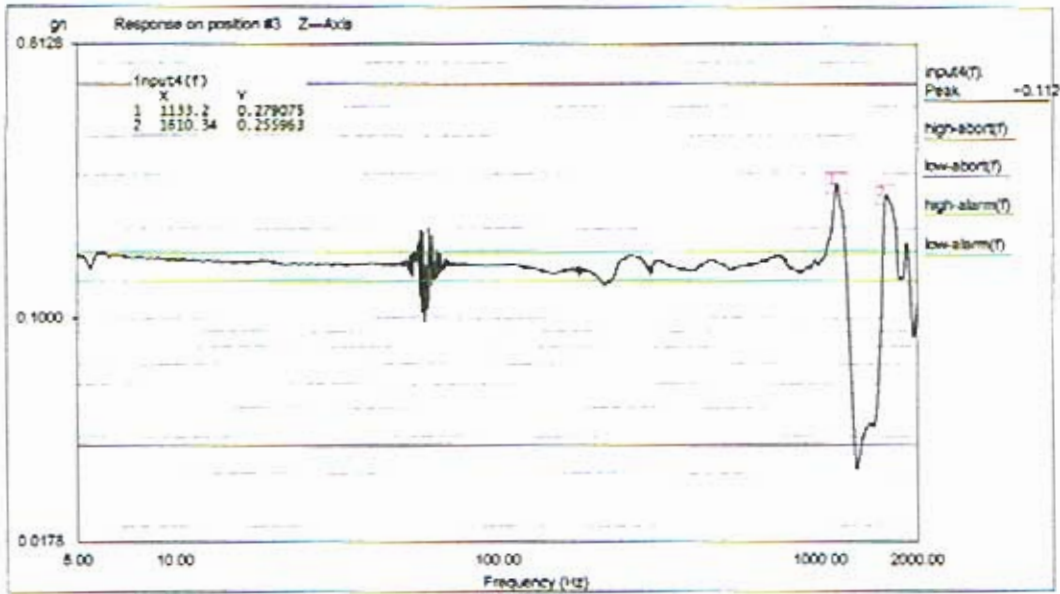
Level: 100 % Control Peak: 0.145386 gn Full Level Time: 00:04:19 Sweep Type: Logarithmic
 Frequency: 1998.191772 Hz Demand Peak: 0.150000 gn Time Remaining: 00:00:00 Sweep Rate: 2 Oct/Min

Data saved at 10:40:30 AM, Wednesday, November 16, 2005 Report created at 10:40:31 AM, Wednesday, November 16, 2005



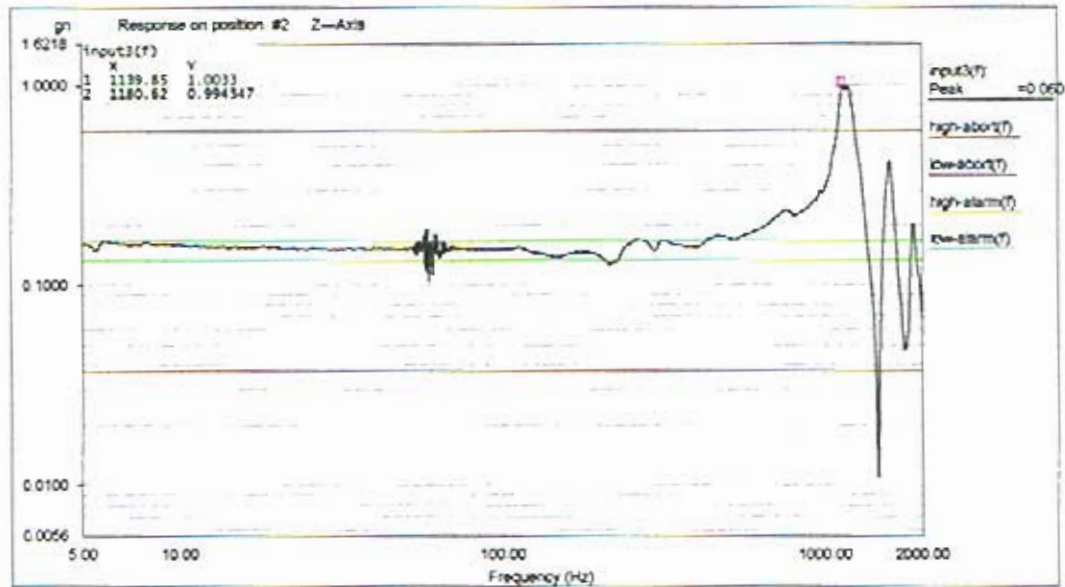
Level: 100 % Control Peak: 0.145386 gn Full Level Time: 00:04:19 Sweep Type: Logarithmic
 Frequency: 1998.191772 Hz Demand Peak: 0.150000 gn Time Remaining: 00:00:00 Sweep Rate: 2 Oct/Min

Data saved at 10:40:31 AM, Wednesday, November 16, 2005 Report created at 10:40:31 AM, Wednesday, November 16, 2005



Level: 100 % Control Peak: 0.145386 gn Full Level Time: 00:04:19 Sweep Type: Logarithmic
 Frequency: 1998.191772 Hz Demand Peak: 0.150000 gn Time Remaining: 00:00:00 Sweep Rate: 2 Oct/Min

Data saved at 10:40:31 AM, Wednesday, November 16, 2005 Report created at 10:40:31 AM, Wednesday, November 16, 2005



Level: 100 % Control Peak: 0.145386 gn Full Level Time: 00:04:19 Sweep Type: Logarithmic
 Frequency: 1998.191772 Hz Demand Peak: 0.150000 gn Time Remaining: 00:00:00 Sweep Rate: 2 Oct/Min

Data saved at 10:40:31 AM, Wednesday, November 16, 2005 Report created at 10:40:31 AM, Wednesday, November 16, 2005