



Appendix D – Test Data Package Checklist

GLAT 2524
SIU Acceptance Test



GLAST LAT Project SIU/EPU/HIB Vibration Testing
QUANTA JW 11/30/05
Qualification/Acceptance Test Data Package Checklist
 (Items supplied by Wyle Labs at end of test)

Item	✓	Description / Location
1	<i>[Signature]</i>	Calibrated Equipment List
2	<i>[Signature]</i>	Vibration Test plots (Pre- and Post test signature overlays and random vibration test data for Z, X, and Y axes)
3	<i>[Signature]</i>	Electronic Data in UFF or equivalent format, if available
4	<i>[Signature]</i>	Photographs of test setup
5	<i>[Signature]</i>	Procedure data sheets (Appendices A, B, and C)
6	<i>n/a</i>	Visual Inspection Report
7	<i>n/a</i>	Test Control System Software Setup Sheets

SIU GLAT 2524
 Wyle Labs 11/30/05


ACCELEROMETER CALIBRATION REPORT

No. _____

Make: DRTRAN
 Model: 3031AG
 Serial No.: 252
 Asset No.: QL-0247

Ambient Temperature: 24 °C
 Ambient Relative Humidity: 35 %

Procedure: QL-CP-002
 Axis: Single

Sensitivity @ 100Hz 9.76 mV/g
 Useable Freq Range 20 Hz to 2000 Hz

Oscillator Set Frequency (HZ)	Sensitivity of Standard Accelerometer (mV/g)	Sensitivity of Unit Under Calibration (mV/g)	Deviation %
20	10.04	9.50	-2.7
30	10.00	9.26	-5.0
50	10.00	9.67	-0.9
100	10.02	9.76	0.0
300	10.02	9.27	-5.0
500	10.02	9.59	-1.7
1000	10.00	9.68	-0.8
2000	10.10	9.87	1.1

In Specs: Y

In Service: Y

Out of Service: N

Description	Make & Model	Standards Used		Cal Date	Date Due
		Serial #	Asset #		
Multimeter	Fluke 45	7020016	QL-0561	10-07-05	10-07-06
T/H Meter	Cooper SRH 77A-E	314220	QL-0557	4-22-05	4-22-06
Accel Ref.	Dytran 3120AK	199	QL-0421	9-26-05	9-26-06

Notes:

- 31 Calibration is traceable to NIST and complies with MIL-STD-45662A.
- 32 All Calibrations have been performed using standards having an accuracy of four or more times greater than the unit calibrated, unless otherwise stated. Acceptable accuracy for voltage setting is 7.07mV +/- 0.05% (7.11 to 7.03) and the system stability should be less 0.3mV.
3. This certificate may not be reproduced, except in full, without written approval.

Calibrated by: Y. G. Sun
 Calibration Technician

Calibration date: 11/02/2005

Next Calibration Due Date: 11/02/2006

Certified by: [Signature]
 Quality System Manager

ACCELEROMETER CALIBRATION REPORT

No. _____

Make: DYTRAN
 Model: 3030A4
 Serial No.: 1386
 Asset No.: QL-0225

Ambient Temperature: 24 °C
 Ambient Relative Humidity: 33 %

Procedure: QL-CP-002
 Axis: Single

Sensitivity @ 100Hz 9.83 mV/g
 Useable Freq Range 20 Hz to 2000 Hz

Oscillator Set Frequency (HZ)	Sensitivity of Standard Accelerometer (mV/g)	Sensitivity of Unit Under Calibration (mV/g)	Deviation %
20	9.95	9.70	-1.3
30	9.97	9.71	-1.2
50	9.99	9.71	-1.2
100	10.00	9.83	0.0
300	10.01	9.69	-1.4
500	10.04	9.80	-0.3
1000	10.05	9.85	0.2
2000	10.06	10.00	1.7

In Specs: Y

In Service: Y

Out of Service: N

Description	Make & Model	Standards Used		Cal Date	Date Due
		Serial #	Asset #		
Multimeter	Fluke 45	7020016	QL-0561	10-28-04	10-28-05
T/H Meter	Cooper SRH 77A-E	314220	QL-0557	6-11-04	6-11-05
Accel Ref.	Dytran 3120AK	114	QL-0033	10-15-05	10-15-05

Notes:

- Calibration is traceable to NIST and complies with MIL-STD-45662A.
- All Calibrations have been performed using standards having an accuracy of four or more times greater than the unit calibrated, unless otherwise stated. Acceptable accuracy for voltage setting is 7.07mV +/- 0.05% (7.11 to 7.03) and the system stability should be less 0.3mV.
- This certificate may not be reproduced, except in full, without written approval.

Calibrated by: Ym G. San
 Calibration Technician

Calibration date: 03/10/2005Next Calibration Due Date: 03/10/2006

Certified by: _____
 Quality System Manager

ACCELEROMETER CALIBRATION REPORT

No. _____

Make: DYTRAN
 Model: 3030A4
 Serial No.: 1385
 Asset No.: QL-0224

Ambient Temperature: 25.5 °C
 Ambient Relative Humidity: 35 %

Procedure: QL-CP-002
 Axis: Single

Sensitivity @ 100Hz 9.78 mV/g
 Useable Freq Range 20 Hz to 2000 Hz

Oscillator Set Frequency (HZ)	Sensitivity of Standard Accelerometer (mV/g)	Sensitivity of Unit Under Calibration (mV/g)	Deviation %
20	9.95	9.59	-1.9
30	9.97	9.62	-1.6
50	9.99	9.61	-1.7
100	10.00	9.78	0.0
300	10.01	9.58	-2.0
500	10.04	9.71	-0.7
1000	10.05	9.80	0.2
2000	10.06	10.09	3.2

In Specs: YIn Service: YOut of Service: N

Description	Make & Model	Standards Used		Cal Date	Date Due
		Serial #	Asset #		
Multimeter	Fluke 45	7020016	QL-0561	10-28-04	10-28-05
T/H Meter	Cooper SRH 77A-E	314220	QL-0557	4-22-05	4-22-06
Accel Ref.	Dytran 3120AK	114	QL-0033	10-15-05	10-15-05

Notes:


- Calibration is traceable to NIST and complies with MIL-STD-45662A.
- All Calibrations have been performed using standards having an accuracy of four or more times greater than the unit calibrated, unless otherwise stated. Acceptable accuracy for voltage setting is 7.07mV +/- 0.05% (7.11 to 7.03) and the system stability should be less 0.3mV.
- This certificate may not be reproduced, except in full, without written approval.


Calibrated by: JM G. Sum
 Calibration Technician

Calibration date: 10/04/2005Next Calibration Due Date: 10/04/2006


Certified by: _____
 Quality System Manager

NOV 29 2005





NOV 29 2005

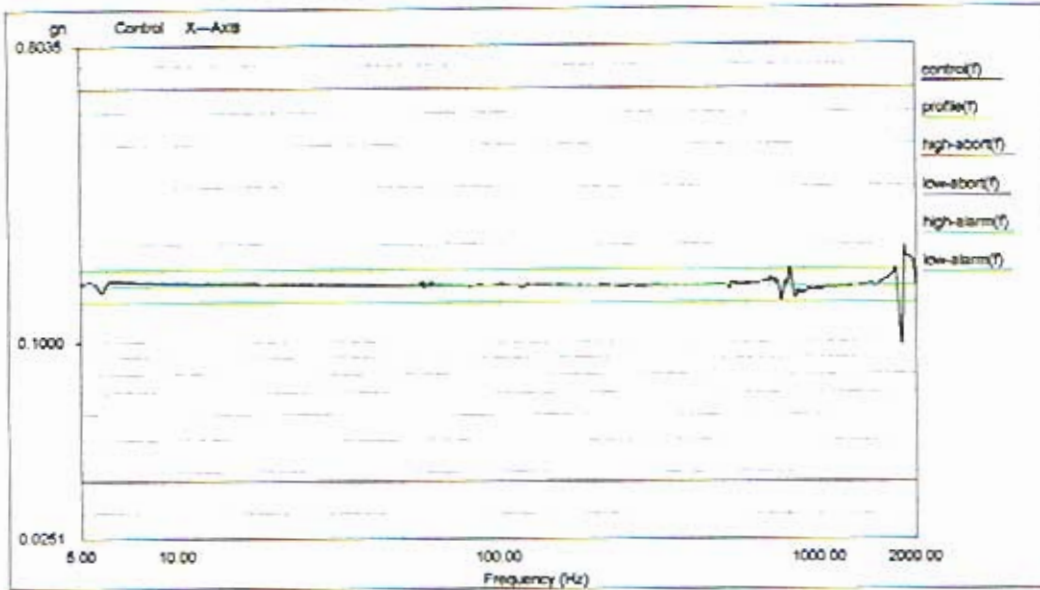


NOV 29 2005

NOV 29 2005



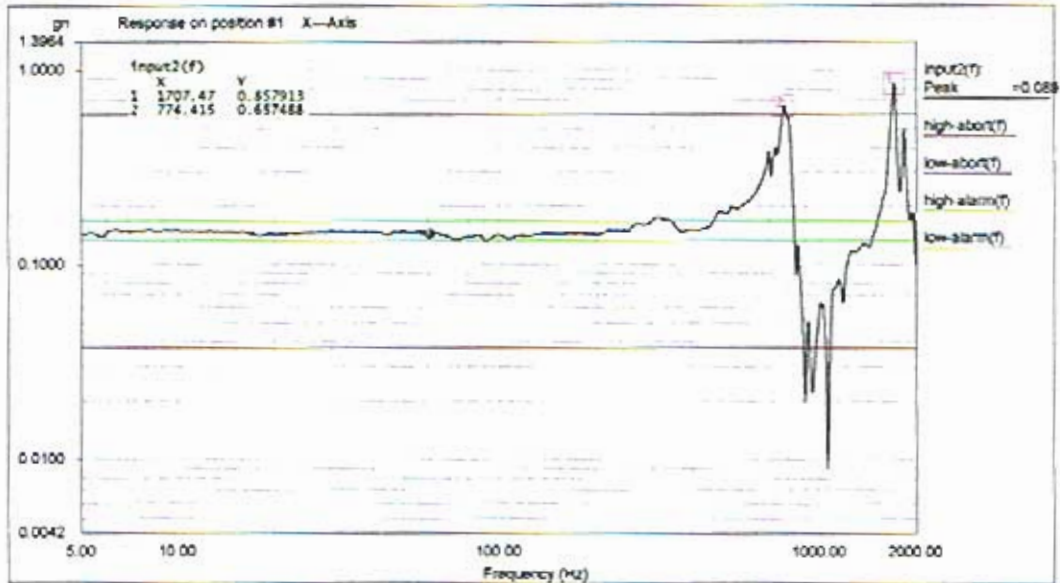
QUNANT LABS. QL-05-926
 STANFORD LINEAR ACCELERATOR MODEL: SUU S/N: GLAT2524 POST RANDOM TEST
 Project File Name: S-2000Hz 0.15G pj
 Profile Name: S-2000Hz @ 0.15G Test Type: Sweep Size: Run Folder: \RunDefault Nov 29, 2005 16:02:03



Level: 100 % Control Peak: 0.150010 gn Full Level Time: 00:04:19 Sweep Type: Logarithmic
 Frequency: 1999.669067 Hz Demand Peak: 0.150000 gn Time Remaining: 00:00:00 Sweep Rate: 2 Oct/Min

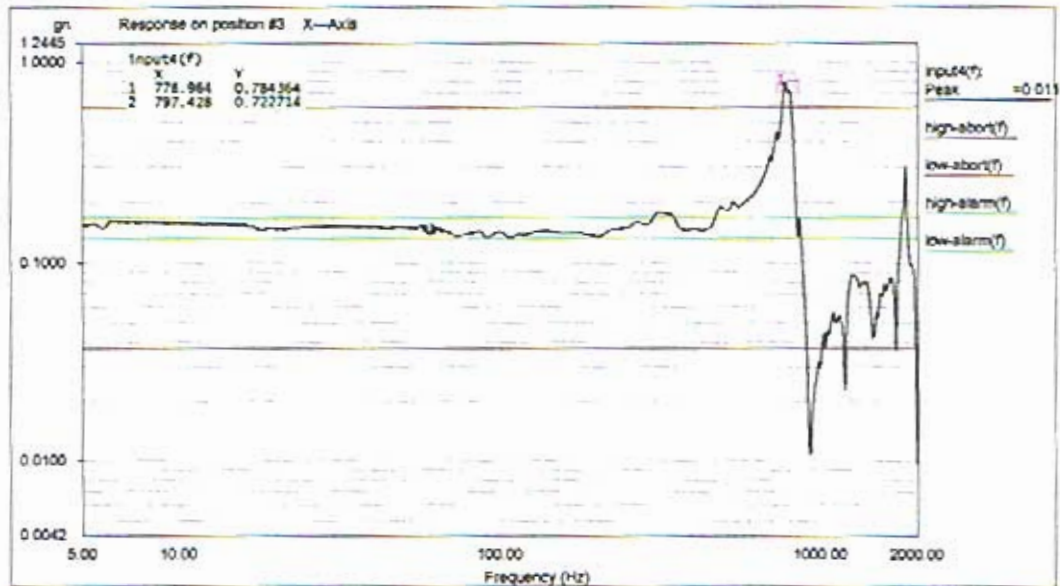
Data saved at 04:06:49 PM, Tuesday, November 29, 2005 Report created at 04:06:49 PM, Tuesday, November 29, 2005

QUNANT LABS. QL-05-926
 STANFORD LINEAR ACCELERATOR MODEL: SUU S/N: GLAT2524 POST RANDOM TEST
 Project File Name: S-2000Hz 0.15G pj
 Profile Name: S-2000Hz @ 0.15G Test Type: Sweep Size: Run Folder: \RunDefault Nov 29, 2005 16:02:03



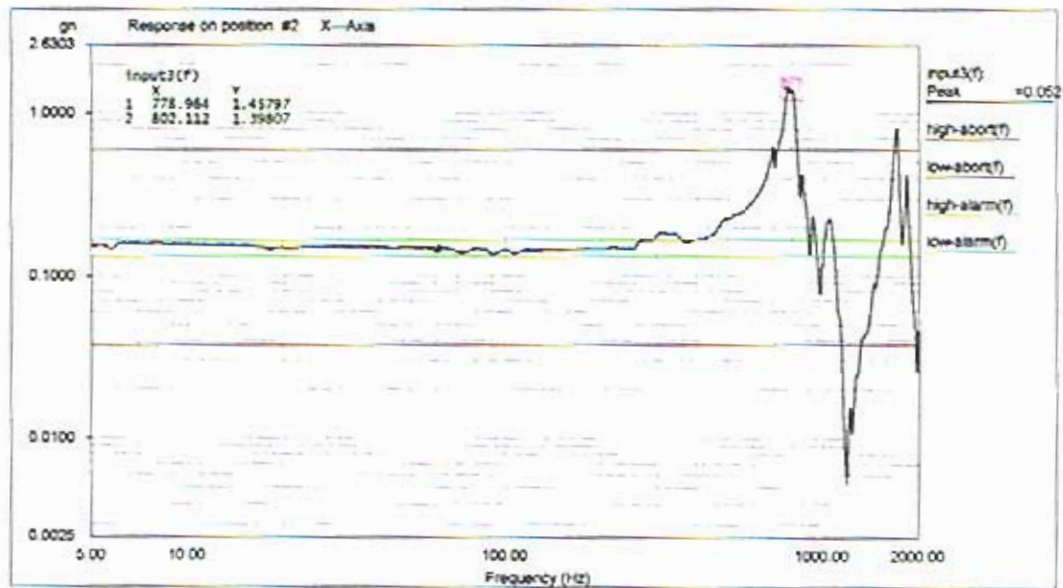
Level: 100 % Control Peak: 0.150010 gn Full Level Time: 00:04:19 Sweep Type: Logarithmic
 Frequency: 1999.669067 Hz Demand Peak: 0.150000 gn Time Remaining: 00:00:00 Sweep Rate: 2 Oct/Min

Data saved at 04:06:49 PM, Tuesday, November 29, 2005 Report created at 04:06:49 PM, Tuesday, November 29, 2005



Level: 100 % Control Peak: 0.150010 gn Full Level Time: 00:04:19 Sweep Type: Logarithmic
 Frequency: 1999.669067 Hz Demand Peak: 0.150000 gn Time Remaining: 00:00:00 Sweep Rate: 2 Oct/Min

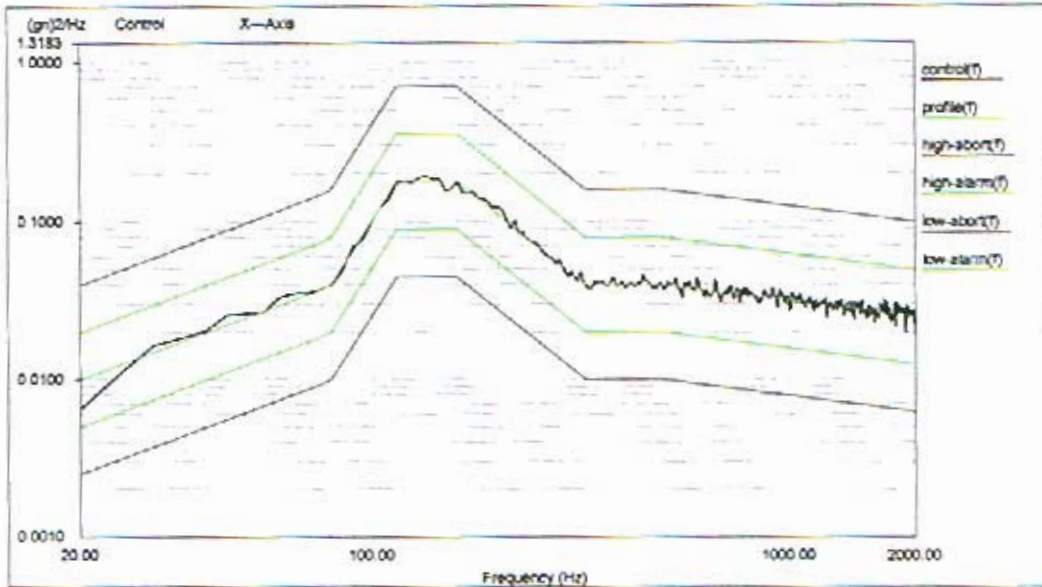
Data saved at 04:06:49 PM, Tuesday, November 29, 2005 Report created at 04:06:50 PM, Tuesday, November 29, 2005



Level: 100 % Control Peak: 0.150010 gn Full Level Time: 00:04:19 Sweep Type: Logarithmic
 Frequency: 1999.669067 Hz Demand Peak: 0.150000 gn Time Remaining: 00:00:00 Sweep Rate: 2 Oct/Min

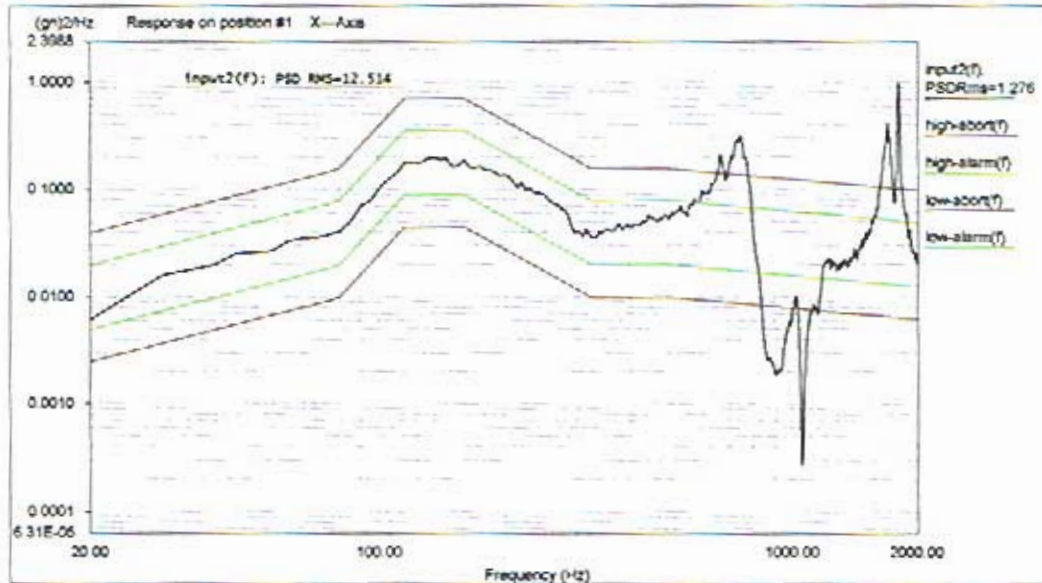
Data saved at 04:06:49 PM, Tuesday, November 29, 2005 Report created at 04:06:50 PM, Tuesday, November 29, 2005

QUANTA LABS QL-05-926
 Stanford Linear Accelerator Model: SIU Accept profile: SINGLAT2524 RANDOM TEST
 Project File Name: 20-2000Hz 8.91 ACCEPT.prj
 Profile Name: 20-2000Hz @ 8.91 G rms Test Type: Random Run Folder: RunDefault Nov 29, 2005 15:59:03



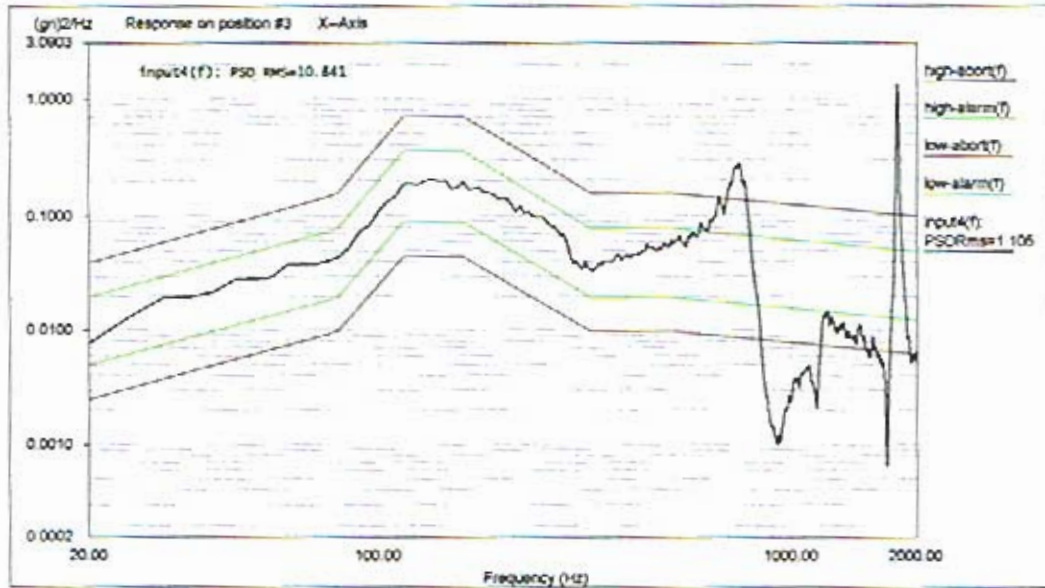
Level: 100 %
 Control RMS: 8.957024 gn Full Level Elapsed Time: 00:01:00 Lines: 400 Frame Time: 0.200000 Seconds
 Demand RMS: 8.915771 gn Remaining Time: 00:00:00 DOF: 154 dF: 5.000000 Hz
 Data saved at 04:01:07 PM, Tuesday, November 29, 2005 Report created at 04:01:07 PM, Tuesday, November 29, 2005

QUANTA LABS QL-05-926
 Stanford Linear Accelerator Model: SIU Accept profile: SINGLAT2524 RANDOM TEST
 Project File Name: 20-2000Hz 8.91 ACCEPT.prj
 Profile Name: 20-2000Hz @ 8.91 G rms Test Type: Random Run Folder: RunDefault Nov 29, 2005 15:59:03



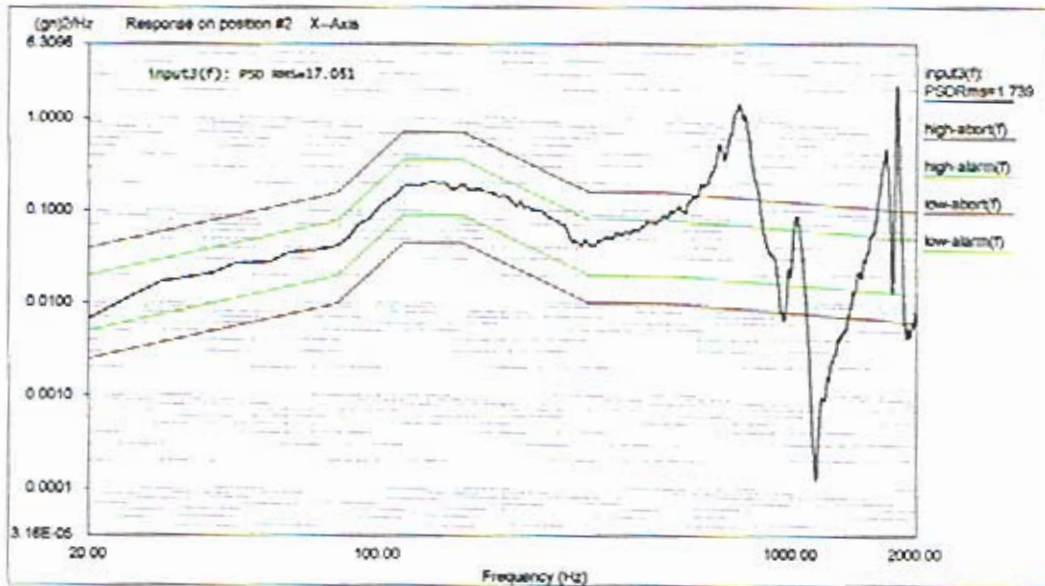
Level: 100 %
 Control RMS: 8.957024 gn Full Level Elapsed Time: 00:01:00 Lines: 400 Frame Time: 0.200000 Seconds
 Demand RMS: 8.915771 gn Remaining Time: 00:00:00 DOF: 154 dF: 5.000000 Hz
 Data saved at 04:01:07 PM, Tuesday, November 29, 2005 Report created at 04:01:07 PM, Tuesday, November 29, 2005

QUANTA LABS
 Stanford Linear Accelerator Model: SIU Accept profile: S/N GLAT2524 RANDOM TEST
 Project File Name: 20-2000Hz 8.91 ACCEPT.prj
 Profile Name: 20-2000Hz @ 8.91 G rms Test Type: Random Run Folder: \RunDefault Nov 29,2005 15:59:03



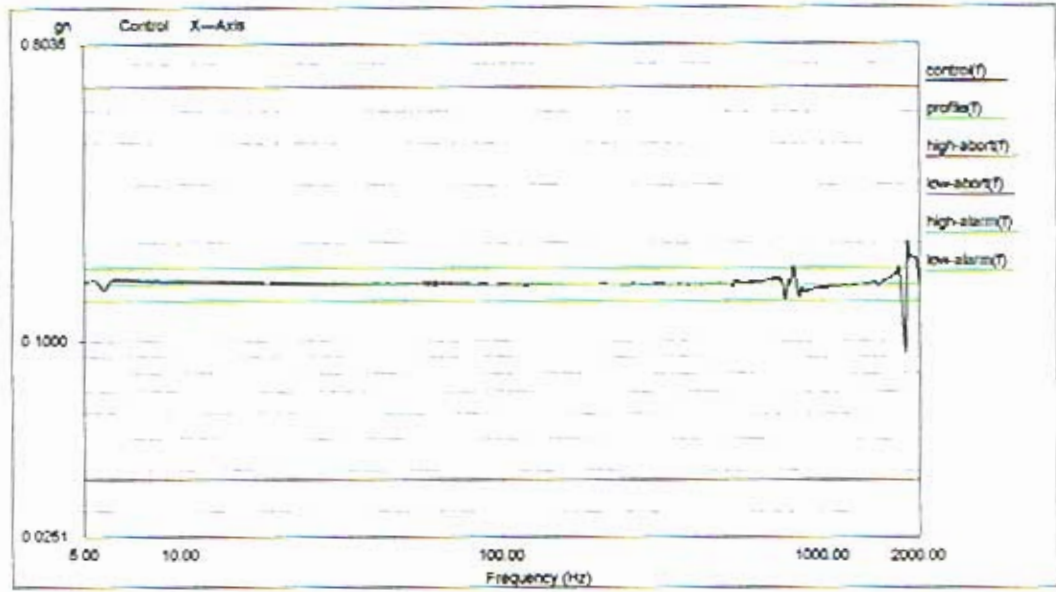
Level: 100 %
 Control RMS: 8.957024 gn Full Level Elapsed Time: 00:01:00 Lines: 400 Frame Time: 0.200000 Seconds
 Demand RMS: 8.915771 gn Remaining Time: 00:00:00 DOF: 154 dF: 5.000000 Hz
 Data saved at 04:01:07 PM, Tuesday, November 29, 2005 Report created at 04:01:07 PM, Tuesday, November 29, 2005

QUANTA LABS
 Stanford Linear Accelerator Model: SIU Accept profile: S/N GLAT2524 RANDOM TEST
 Project File Name: 20-2000Hz 8.91 ACCEPT.prj
 Profile Name: 20-2000Hz @ 8.91 G rms Test Type: Random Run Folder: \RunDefault Nov 29,2005 15:59:03



Level: 100 %
 Control RMS: 8.957024 gn Full Level Elapsed Time: 00:01:00 Lines: 400 Frame Time: 0.200000 Seconds
 Demand RMS: 8.915771 gn Remaining Time: 00:00:00 DOF: 154 dF: 5.000000 Hz
 Data saved at 04:01:07 PM, Tuesday, November 29, 2005 Report created at 04:01:07 PM, Tuesday, November 29, 2005

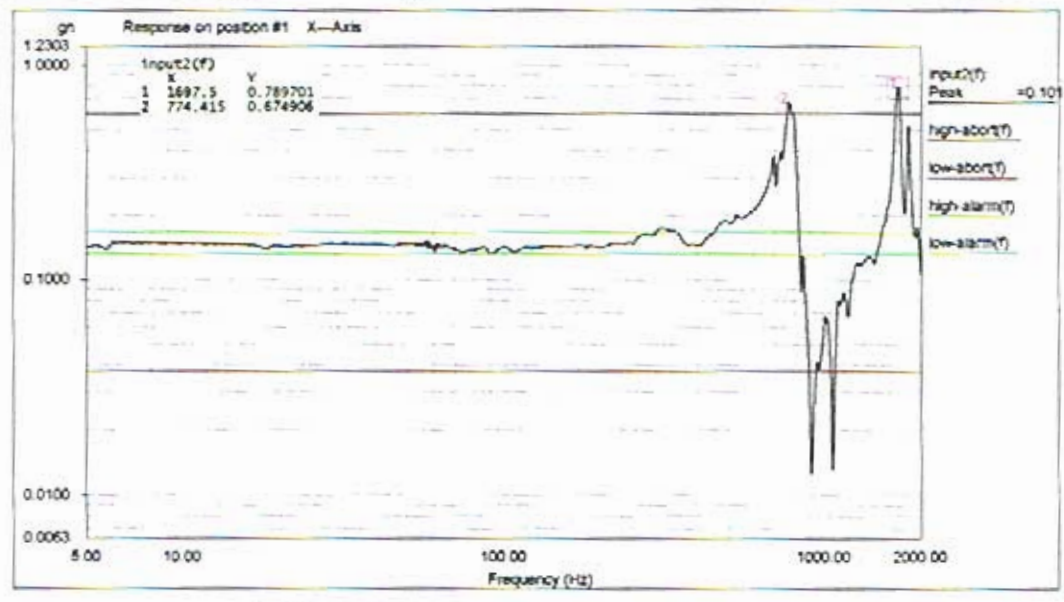
QUNANT LABS
 STANFORD LINEAR ACCELERATOR MODEL: SLU SN: GLAT2524 POST SINE TEST
 Project File Name: S-2000Hz 0.15G.prj
 Profile Name: S-2000Hz @ 0.15G Test Type: Swept Sine Run Folder: (RunDefault Nov 29, 2005 15:52:22)



Level: 100 % Control Peak: 0.151014 gn Full Level Time: 00:04:19 Sweep Type: Logarithmic
 Frequency: 1999.669067 Hz Demand Peak: 0.150000 gn Time Remaining: 00:00:00 Sweep Rate: 2 Oct/Min

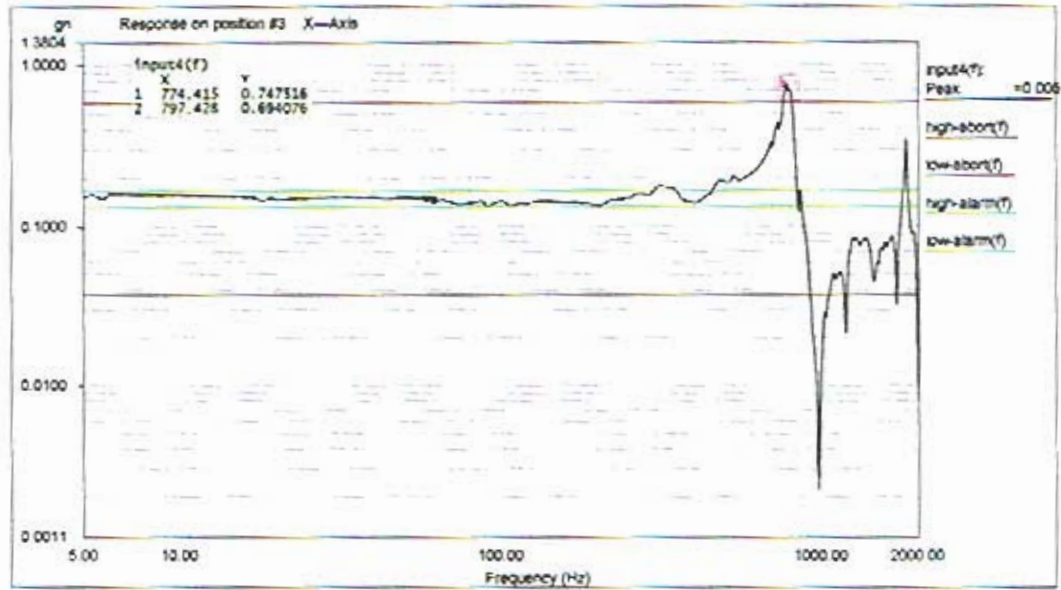
Data saved at 03:57:02 PM, Tuesday, November 29, 2005 Report created at 03:57:02 PM, Tuesday, November 29, 2005

QUNANT LABS
 STANFORD LINEAR ACCELERATOR MODEL: SLU SN: GLAT2524 POST SINE TEST
 Project File Name: S-2000Hz 0.15G.prj
 Profile Name: S-2000Hz @ 0.15G Test Type: Swept Sine Run Folder: (RunDefault Nov 29, 2005 15:52:22)



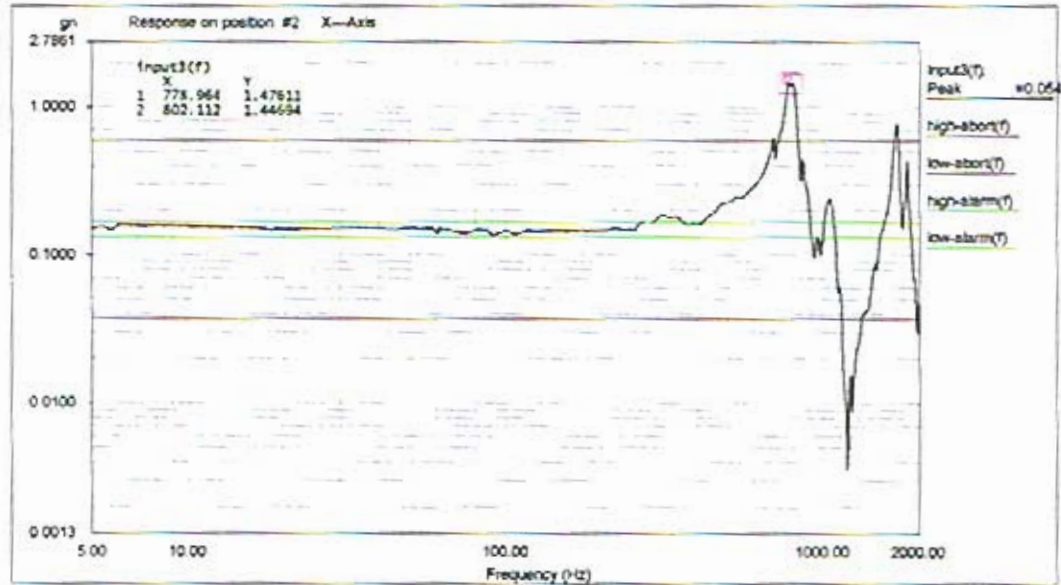
Level: 100 % Control Peak: 0.151014 gn Full Level Time: 00:04:19 Sweep Type: Logarithmic
 Frequency: 1999.669067 Hz Demand Peak: 0.150000 gn Time Remaining: 00:00:00 Sweep Rate: 2 Oct/Min

Data saved at 03:57:02 PM, Tuesday, November 29, 2005 Report created at 03:57:02 PM, Tuesday, November 29, 2005



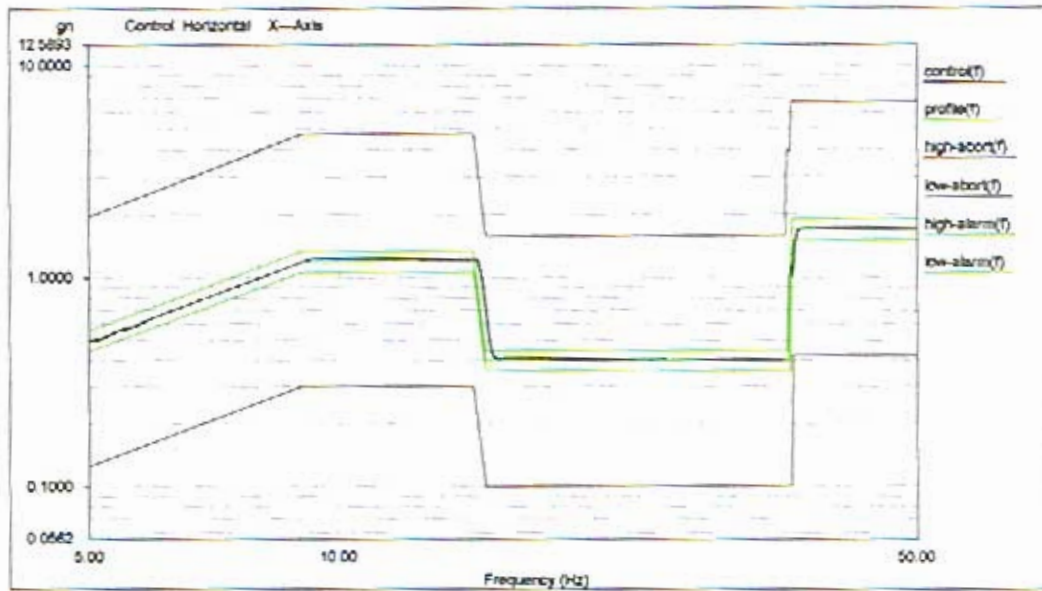
Level: 100 % Control Peak: 0.151014 gn Full Level Time: 00:04:19 Sweep Type: Logarithmic
 Frequency: 1999.669067 Hz Demand Peak: 0.150000 gn Time Remaining: 00:00:00 Sweep Rate: 2 Oct/Min

Data saved at 03:57:02 PM, Tuesday, November 29, 2005 Report created at 03:57:02 PM, Tuesday, November 29, 2005




Level: 100 % Control Peak: 0.151014 gn Full Level Time: 00:04:19 Sweep Type: Logarithmic
 Frequency: 1999.669067 Hz Demand Peak: 0.150000 gn Time Remaining: 00:00:00 Sweep Rate: 2 Oct/Min

Data saved at 03:57:02 PM, Tuesday, November 29, 2005 Report created at 03:57:02 PM, Tuesday, November 29, 2005



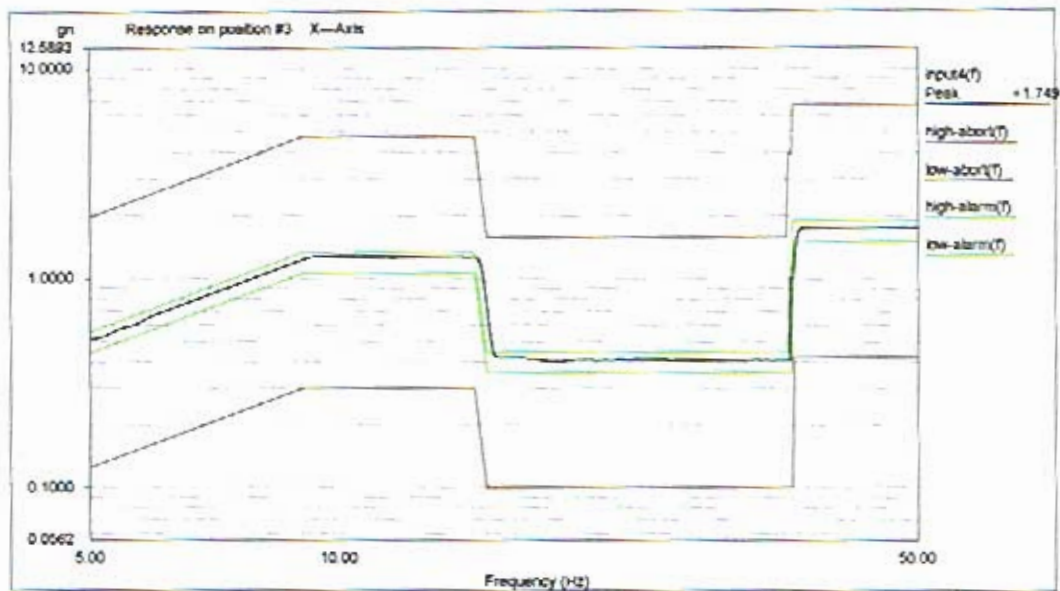
Level: 100 % Control Peak: 1.710341 gn Full Level Time: 00:01:02 Sweep Type: Logarithmic
 Frequency: 49.979610 Hz Demand Peak: 1.700000 gn Time Remaining: 00:00:00 Sweep Rate: 4 Oct/Min

Data saved at 03:51:34 PM, Tuesday, November 29, 2005 Report created at 03:51:34 PM, Tuesday, November 29, 2005



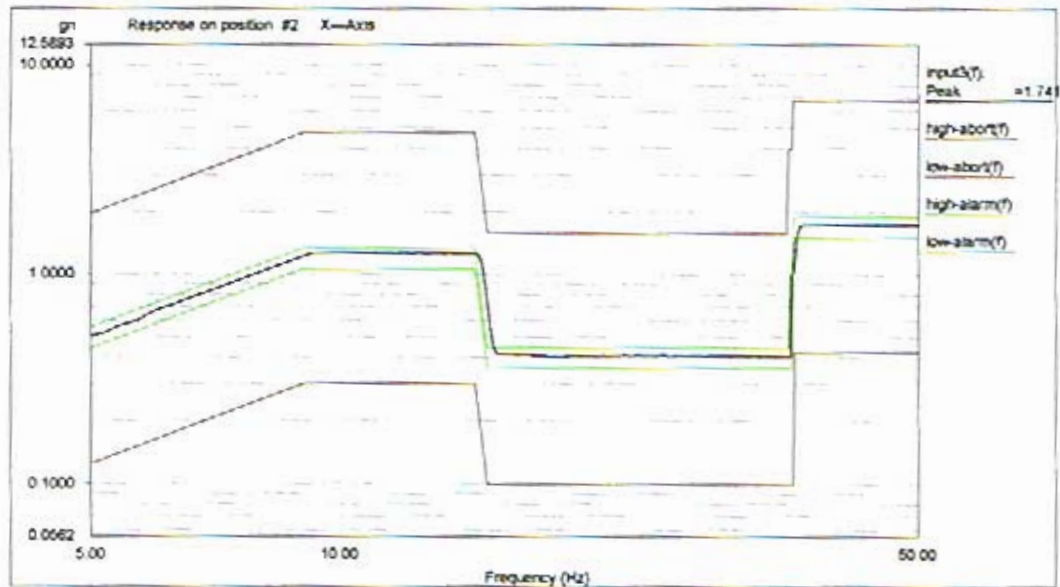
Level: 100 % Control Peak: 1.710341 gn Full Level Time: 00:01:02 Sweep Type: Logarithmic
 Frequency: 49.979610 Hz Demand Peak: 1.700000 gn Time Remaining: 00:00:00 Sweep Rate: 4 Oct/Min

Data saved at 03:51:34 PM, Tuesday, November 29, 2005 Report created at 03:51:35 PM, Tuesday, November 29, 2005



Level: 100 % Control Peak: 1.710341 gn Full Level Time: 00:01:02 Sweep Type: Logarithmic
 Frequency: 49.979610 Hz Demand Peak: 1.700000 gn Time Remaining: 00:00:00 Sweep Rate: 4 Oct/Min

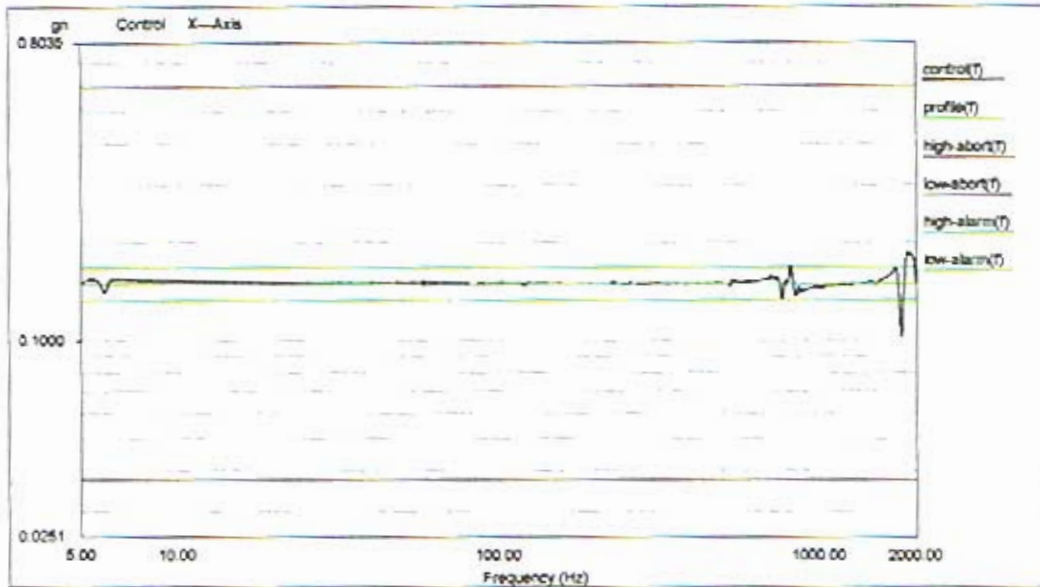
Data saved at 03:51:34 PM, Tuesday, November 29, 2005 Report created at 03:51:35 PM, Tuesday, November 29, 2005



Level: 100 % Control Peak: 1.710341 gn Full Level Time: 00:01:02 Sweep Type: Logarithmic
 Frequency: 49.979610 Hz Demand Peak: 1.700000 gn Time Remaining: 00:00:00 Sweep Rate: 4 Oct/Min

Data saved at 03:51:34 PM, Tuesday, November 29, 2005 Report created at 03:51:35 PM, Tuesday, November 29, 2005

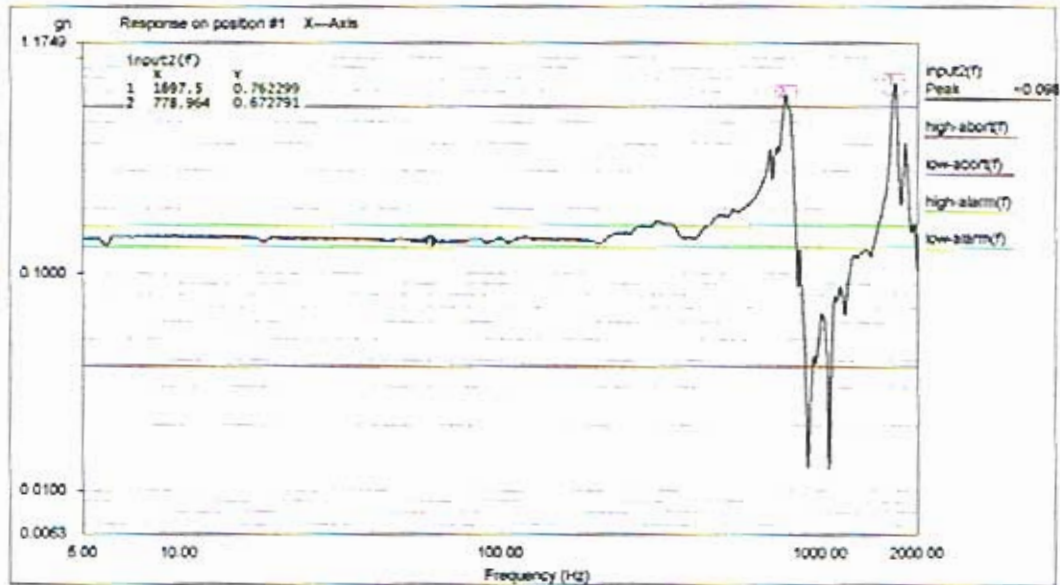
QUNANT LABS. QL-05-926
 STANFORD LINEAR ACCELERATOR MODEL: SLU S/N: GLAT2524 PRE SINE TEST
 Project File Name: 5-2000Hz 0.15G.pj
 Profile Name: 5-2000Hz @ 0.15G Test Type: Sweep Sine Run Folder: .RunDefault Nov 29, 2005 15:44:08



Level: 100 % Control Peak: 0.149833 gn Full Level Time: 00:04:19 Sweep Type: Logarithmic
 Frequency: 1999.669067 Hz Demand Peak: 0.150000 gn Time Remaining: 00:00:00 Sweep Rate: 2 Oct/Min

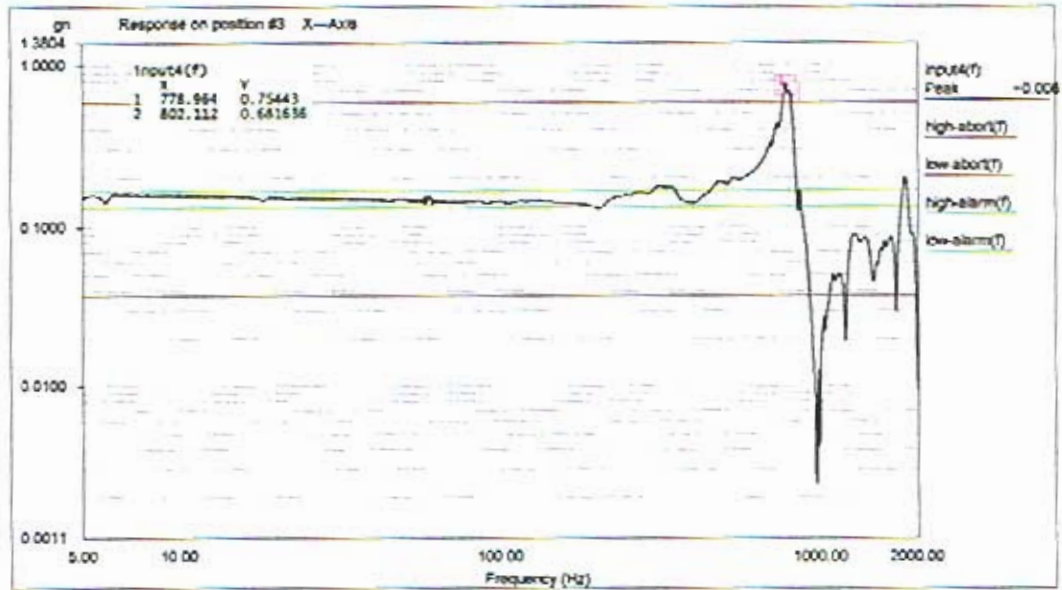
Data saved at 03:48:50 PM, Tuesday, November 29, 2005 Report created at 03:48:51 PM, Tuesday, November 29, 2005

QUNANT LABS. QL-05-926
 STANFORD LINEAR ACCELERATOR MODEL: SLU S/N: GLAT2524 PRE SINE TEST
 Project File Name: 5-2000Hz 0.15G.pj
 Profile Name: 5-2000Hz @ 0.15G Test Type: Sweep Sine Run Folder: .RunDefault Nov 29, 2005 15:44:08



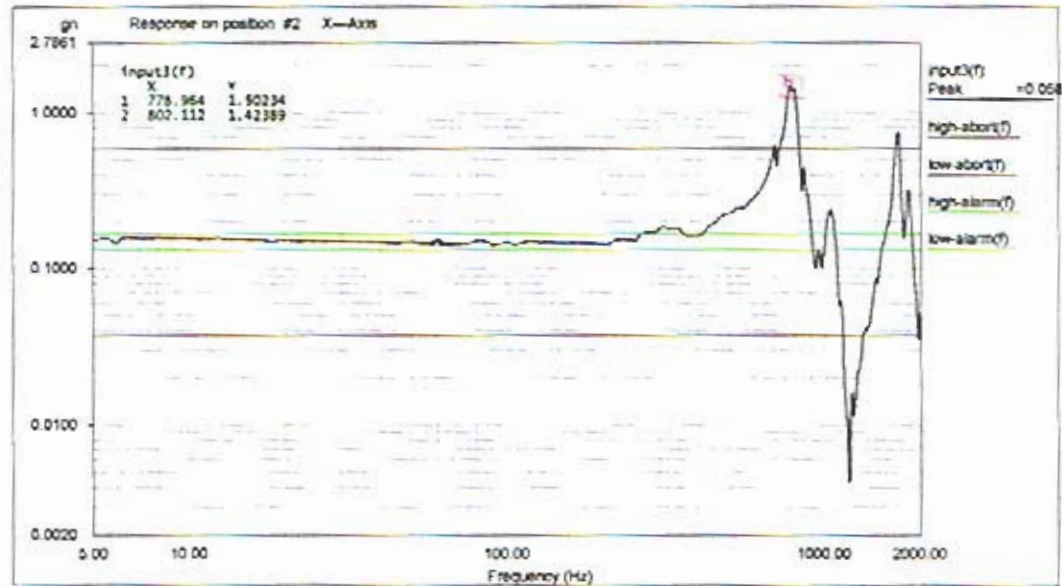
Level: 100 % Control Peak: 0.149833 gn Full Level Time: 00:04:19 Sweep Type: Logarithmic
 Frequency: 1999.669067 Hz Demand Peak: 0.150000 gn Time Remaining: 00:00:00 Sweep Rate: 2 Oct/Min

Data saved at 03:48:50 PM, Tuesday, November 29, 2005 Report created at 03:48:51 PM, Tuesday, November 29, 2005



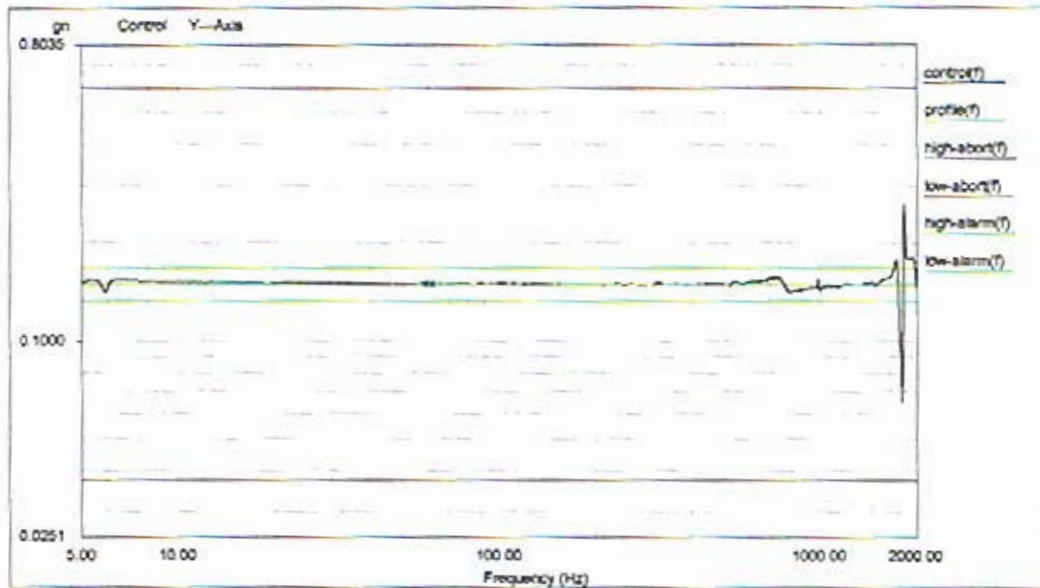
Level: 100 % Control Peak: 0.149833 gn Full Level Time: 00:04:19 Sweep Type: Logarithmic
 Frequency: 1999.669067 Hz Demand Peak: 0.150000 gn Time Remaining: 00:00:00 Sweep Rate: 2 Oct/Min

Data saved at 03:48:51 PM, Tuesday, November 29, 2005 Report created at 03:48:51 PM, Tuesday, November 29, 2005



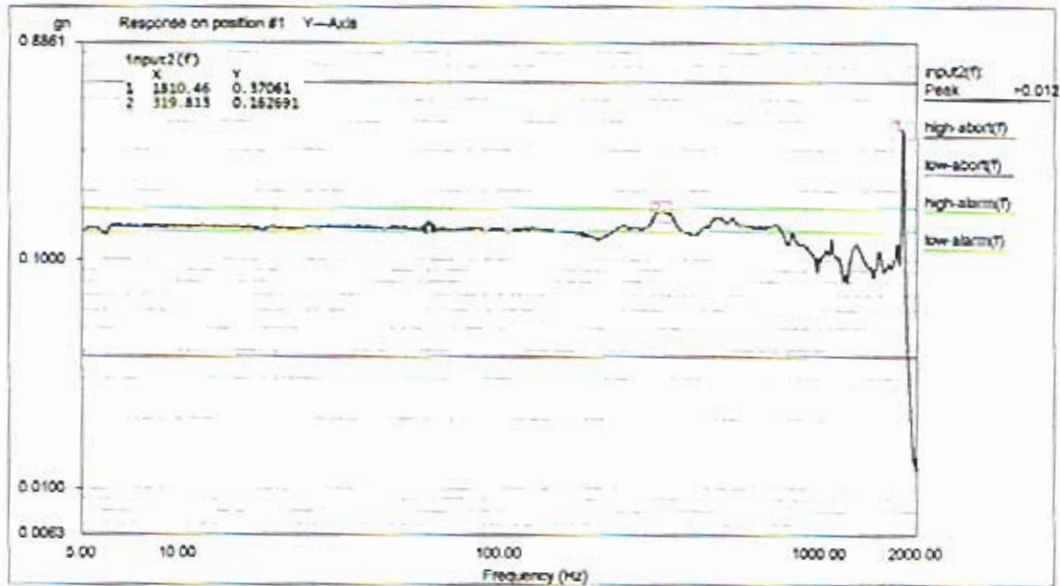
Level: 100 % Control Peak: 0.149833 gn Full Level Time: 00:04:19 Sweep Type: Logarithmic
 Frequency: 1999.669067 Hz Demand Peak: 0.150000 gn Time Remaining: 00:00:00 Sweep Rate: 2 Oct/Min

Data saved at 03:48:51 PM, Tuesday, November 29, 2005 Report created at 03:48:51 PM, Tuesday, November 29, 2005



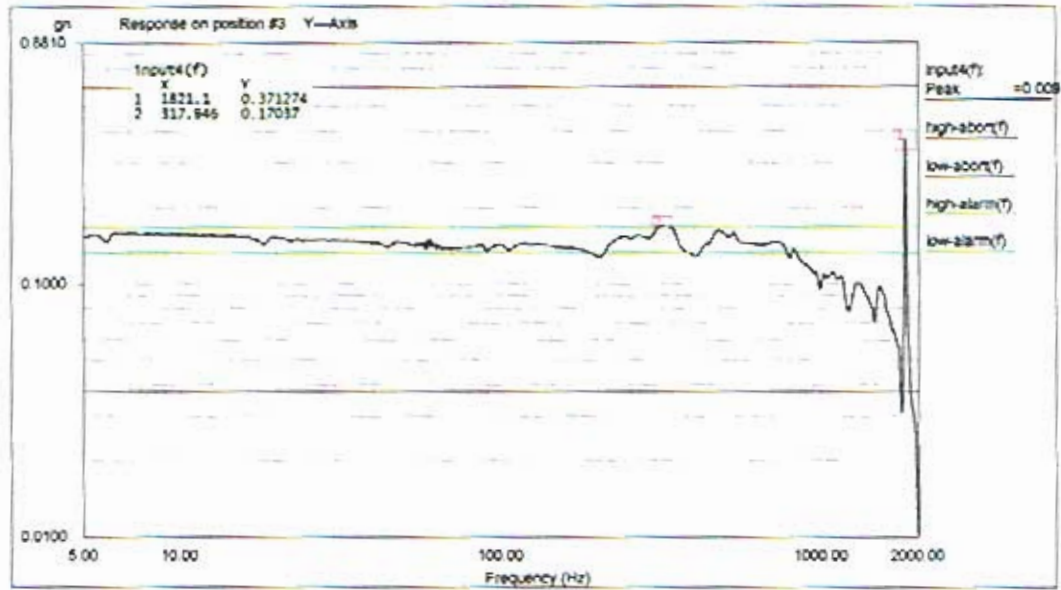
Level: 100 % Control Peak: 0.146705 gn Full Level Time: 00:04:19 Sweep Type: Logarithmic
 Frequency: 1999.669067 Hz Demand Peak: 0.150000 gn Time Remaining: 00:00:00 Sweep Rate: 2 Oct/Min

Data saved at 03:28:32 PM, Tuesday, November 29, 2005 Report created at 03:28:33 PM, Tuesday, November 29, 2005



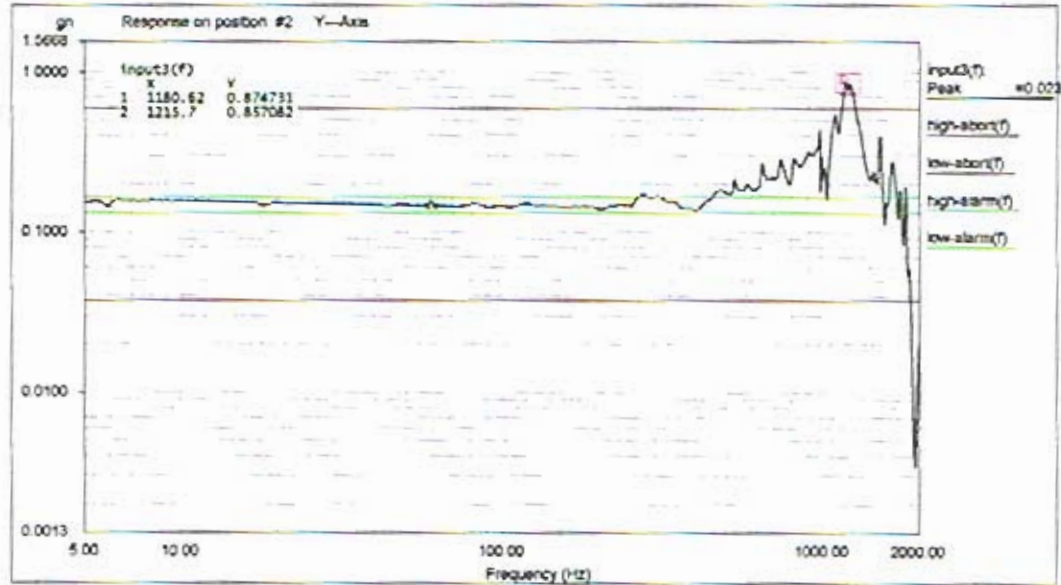
Level: 100 % Control Peak: 0.146705 gn Full Level Time: 00:04:19 Sweep Type: Logarithmic
 Frequency: 1999.669067 Hz Demand Peak: 0.150000 gn Time Remaining: 00:00:00 Sweep Rate: 2 Oct/Min

Data saved at 03:28:32 PM, Tuesday, November 29, 2005 Report created at 03:28:33 PM, Tuesday, November 29, 2005



Level: 100 % Control Peak: 0.146705 g Full Level Time: 00:04:19 Sweep Type: Logarithmic
 Frequency: 1999.669067 Hz Demand Peak: 0.150000 g Time Remaining: 00:00:00 Sweep Rate: 2 Oct/Min

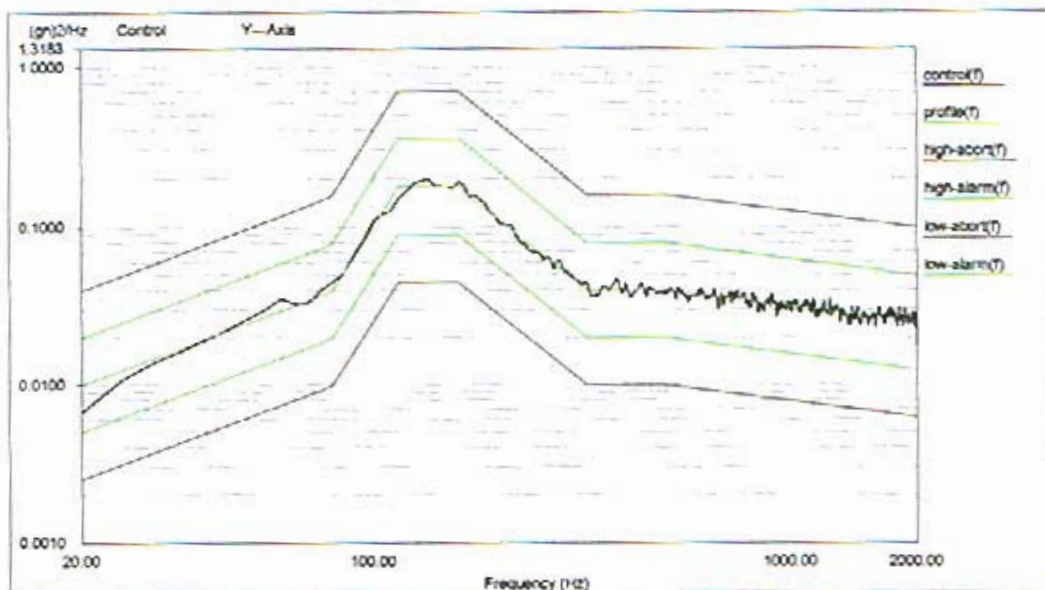
Data saved at 03:28:32 PM, Tuesday, November 29, 2005 Report created at 03:28:33 PM, Tuesday, November 29, 2005



Level: 100 % Control Peak: 0.146705 g Full Level Time: 00:04:19 Sweep Type: Logarithmic
 Frequency: 1999.669067 Hz Demand Peak: 0.150000 g Time Remaining: 00:00:00 Sweep Rate: 2 Oct/Min

Data saved at 03:28:32 PM, Tuesday, November 29, 2005 Report created at 03:28:33 PM, Tuesday, November 29, 2005

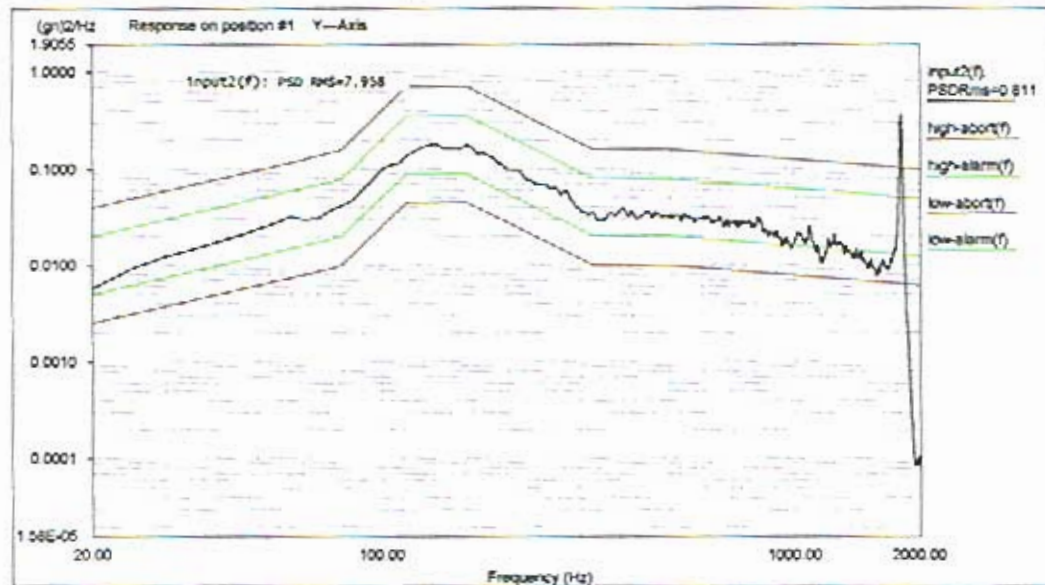
QUANTA LABS CL-05-926
 Stanford Linear Accelerator Model: SIU Accept profile: S:\GLAT2524 RANDOM TEST
 Project File Name: 20-2000Hz 8.91 ACCEPT.prj
 Profile Name: 20-2000Hz @ 8.91 G rms Test Type: Random Run Folder: RunDefault Nov 29, 2005 15:21:17



Level: 100 %
 Control RMS: 8.940953 gn Full Level Elapsed Time: 00:01:00 Lines: 400 Frame Time: 0.200000 Seconds
 Demand RMS: 8.915771 gn Remaining Time: 00:00:00 DOF: 154 dF: 5.000000 Hz

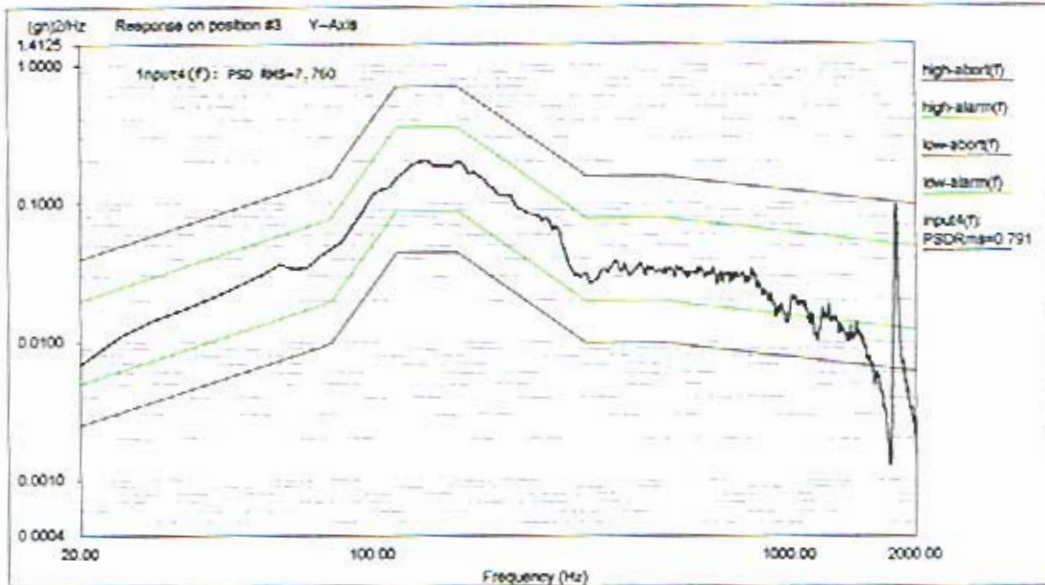
Data saved at 03:23:21 PM, Tuesday, November 29, 2005 Report created at 03:23:21 PM, Tuesday, November 29, 2005

QUANTA LABS CL-05-926
 Stanford Linear Accelerator Model: SIU Accept profile: S:\GLAT2524 RANDOM TEST
 Project File Name: 20-2000Hz 8.91 ACCEPT.prj
 Profile Name: 20-2000Hz @ 8.91 G rms Test Type: Random Run Folder: RunDefault Nov 29, 2005 15:21:17

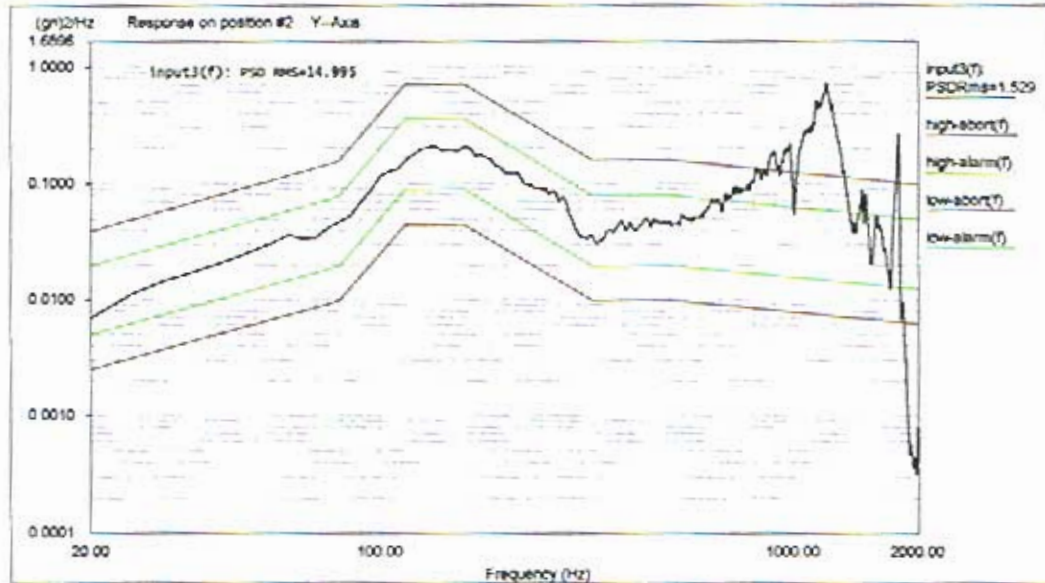


Level: 100 %
 Control RMS: 8.940953 gn Full Level Elapsed Time: 00:01:00 Lines: 400 Frame Time: 0.200000 Seconds
 Demand RMS: 8.915771 gn Remaining Time: 00:00:00 DOF: 154 dF: 5.000000 Hz

Data saved at 03:23:21 PM, Tuesday, November 29, 2005 Report created at 03:23:21 PM, Tuesday, November 29, 2005

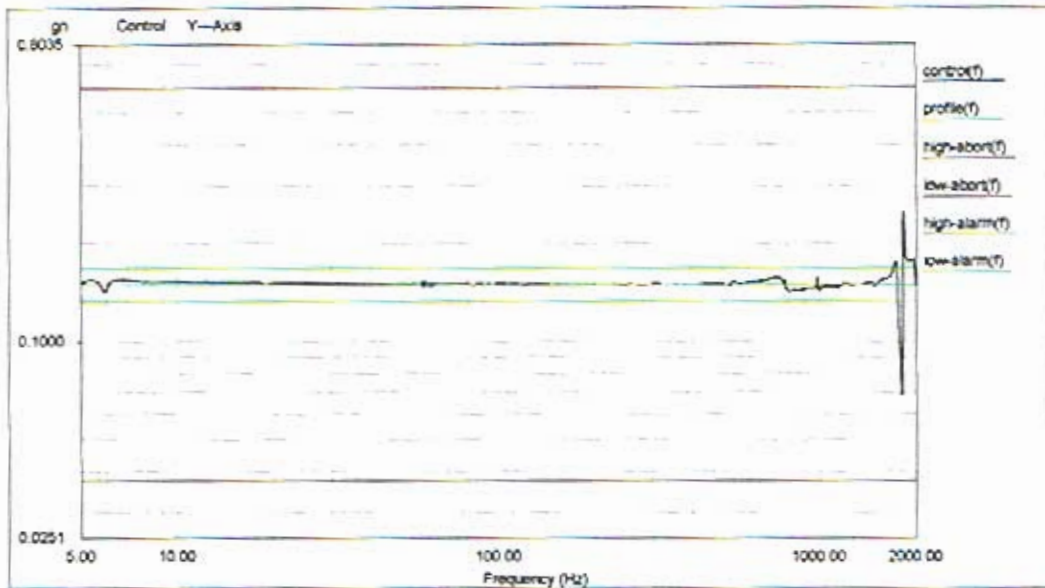


Level: 100 %
Control RMS: 8.940953 gn Full Level Elapsed Time: 00:01:00 Lines: 400 Frame Time: 0.200000 Seconds
Demand RMS: 8.915771 gn Remaining Time: 00:00:00 DOF: 154 dF: 5.000000 Hz
Data saved at 03:23:21 PM, Tuesday, November 29, 2005 Report created at 03:23:21 PM, Tuesday, November 29, 2005



Level: 100 %
Control RMS: 8.940953 gn Full Level Elapsed Time: 00:01:00 Lines: 400 Frame Time: 0.200000 Seconds
Demand RMS: 8.915771 gn Remaining Time: 00:00:00 DOF: 154 dF: 5.000000 Hz
Data saved at 03:23:21 PM, Tuesday, November 29, 2005 Report created at 03:23:21 PM, Tuesday, November 29, 2005

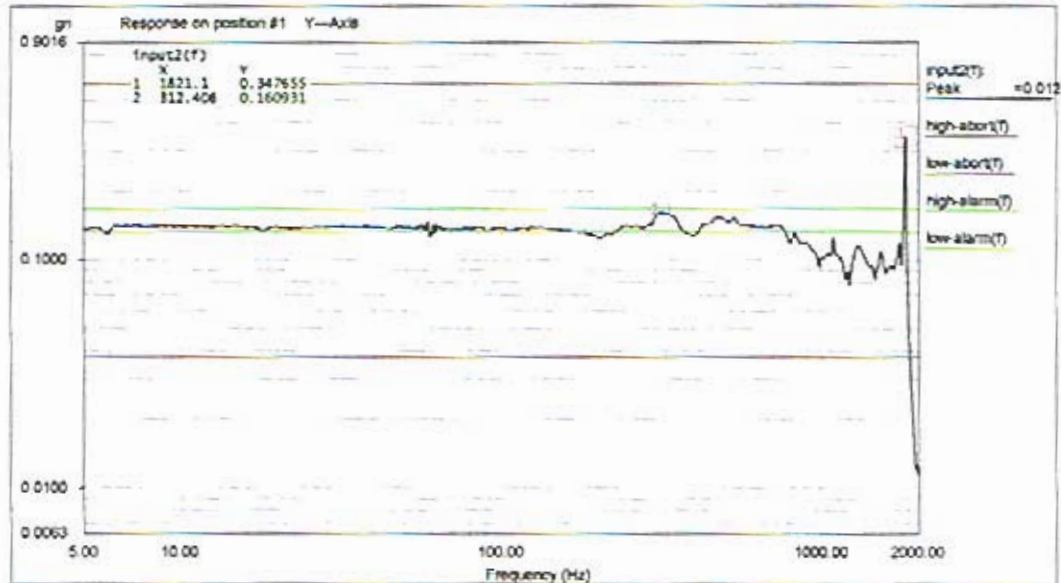
QUNANT LABS
 STANFORD LINEAR ACCELERATOR MODEL: SU SN: GLAT2524 POST SINE TEST
 Project File Name: S-2000Hz 0.15G prj
 Profile Name: S-2000Hz @ 0.15G Test Type: Swept Sine Run Folder: \RunDefault Nov 29,2005 15-15-33



Level: 100 % Control Peak: 0.148224 g Full Level Time: 00:04:19 Sweep Type: Logarithmic
 Frequency: 1999.669067 Hz Demand Peak: 0.150000 g Time Remaining: 00:00:00 Sweep Rate: 2 Oct/Min

Data saved at 03:20:11 PM, Tuesday, November 29, 2005 Report created at 03:20:12 PM, Tuesday, November 29, 2005

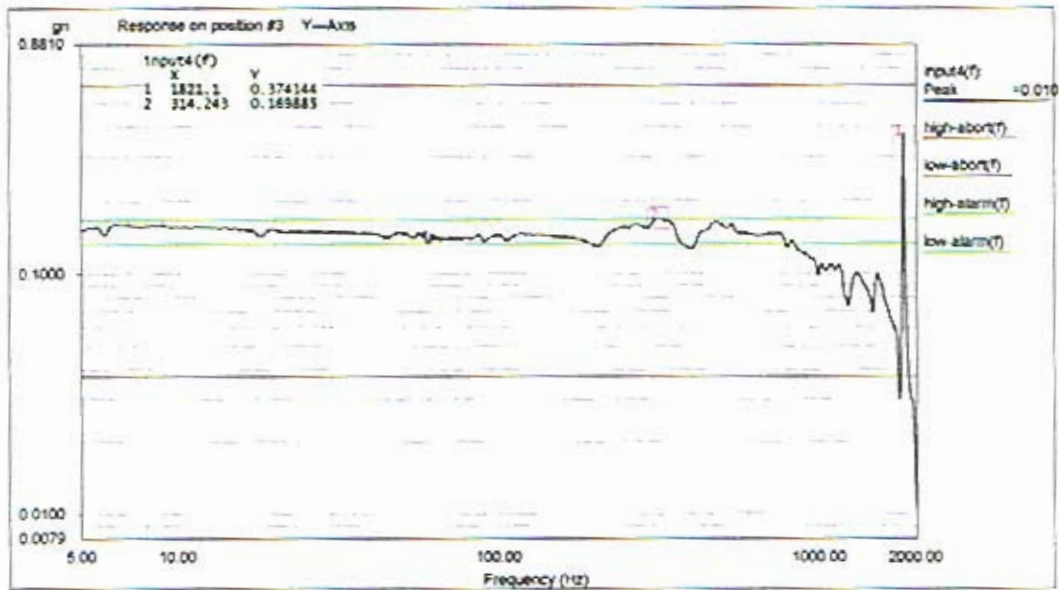
QUNANT LABS
 STANFORD LINEAR ACCELERATOR MODEL: SU SN: GLAT2524 POST SINE TEST
 Project File Name: S-2000Hz 0.15G prj
 Profile Name: S-2000Hz @ 0.15G Test Type: Swept Sine Run Folder: \RunDefault Nov 29,2005 15-15-33



Level: 100 % Control Peak: 0.148224 g Full Level Time: 00:04:19 Sweep Type: Logarithmic
 Frequency: 1999.669067 Hz Demand Peak: 0.150000 g Time Remaining: 00:00:00 Sweep Rate: 2 Oct/Min

Data saved at 03:20:11 PM, Tuesday, November 29, 2005 Report created at 03:20:12 PM, Tuesday, November 29, 2005

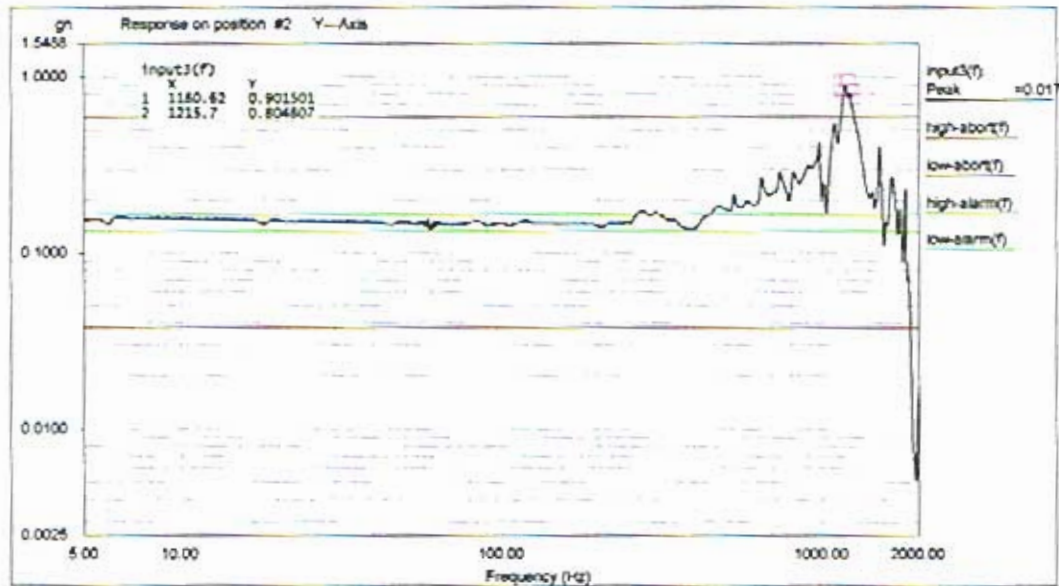
QUNANT LABS
 STANFORD LINEAR ACCELERATOR MODEL: SLU SN: GLAT2524 POST SINE TEST
 Project File Name: 5-2000Hz @ 0.15G
 Profile Name: 5-2000Hz @ 0.15G Test Type: Swept Sine Run Folder: RunDefault Nov 29, 2005 15-15-33



Level: 100 % Control Peak: 0.148224 gn Full Level Time: 00:04:19 Sweep Type: Logarithmic
 Frequency: 1999.669067 Hz Demand Peak: 0.150000 gn Time Remaining: 00:00:00 Sweep Rate: 2 Oct/Min

Data saved at 03:20:11 PM, Tuesday, November 29, 2005 Report created at 03:20:12 PM, Tuesday, November 29, 2005


QUNANT LABS
 STANFORD LINEAR ACCELERATOR MODEL: SLU SN: GLAT2524 POST SINE TEST
 Project File Name: 5-2000Hz @ 0.15G
 Profile Name: 5-2000Hz @ 0.15G Test Type: Swept Sine Run Folder: RunDefault Nov 29, 2005 15-15-33



Level: 100 % Control Peak: 0.148224 gn Full Level Time: 00:04:19 Sweep Type: Logarithmic
 Frequency: 1999.669067 Hz Demand Peak: 0.150000 gn Time Remaining: 00:00:00 Sweep Rate: 2 Oct/Min

Data saved at 03:20:11 PM, Tuesday, November 29, 2005 Report created at 03:20:12 PM, Tuesday, November 29, 2005


QUNANT LABS
 STANFORD LINEAR ACCELERATOR MODEL: SU S/N: GLAT 2524 SINE TEST
 Project File Name: 5-50Hz HIB Y.prj
 Profile Name: 5-50Hz PROTOFLIGHT Profile Test Type: Swept Sine Run Folder: \RunDefault Nov 29, 2005 15-13-15



Level: 100 % Control Peak: 1.710918 gn Full Level Time: 00:01:02 Sweep Type: Logarithmic
 Frequency: 49.979610 Hz Demand Peak: 1.700000 gn Time Remaining: 00:00:00 Sweep Rate: 4 Oct./Min

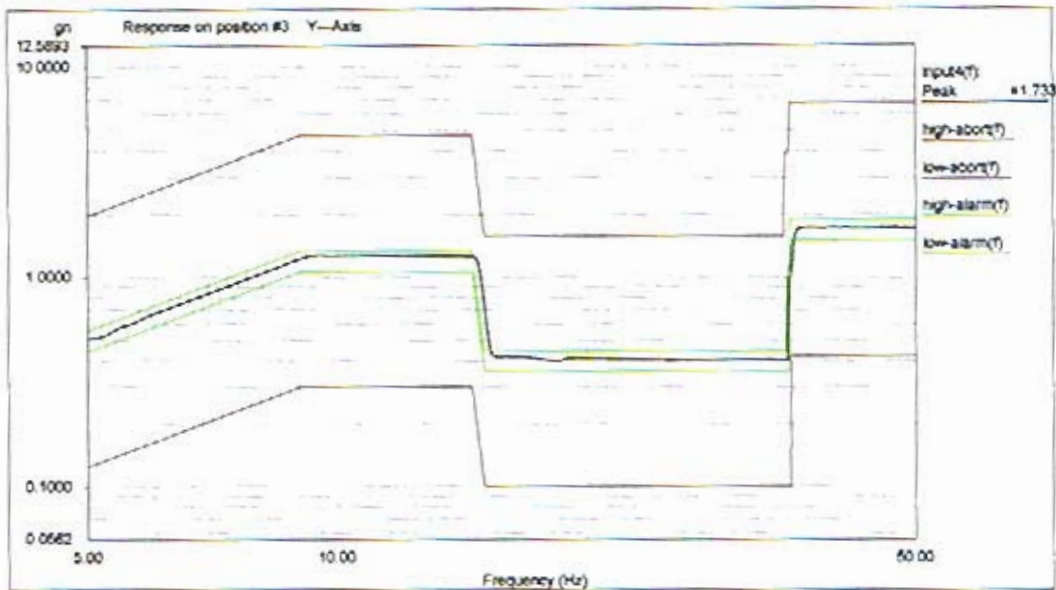
Data saved at 03:14:44 PM, Tuesday, November 29, 2005 Report created at 03:14:44 PM, Tuesday, November 29, 2005

QUNANT LABS
 STANFORD LINEAR ACCELERATOR MODEL: SU S/N: GLAT 2524 SINE TEST
 Project File Name: 5-50Hz HIB Y.prj
 Profile Name: 5-50Hz PROTOFLIGHT Profile Test Type: Swept Sine Run Folder: \RunDefault Nov 29, 2005 15-13-15




Level: 100 % Control Peak: 1.710918 gn Full Level Time: 00:01:02 Sweep Type: Logarithmic
 Frequency: 49.979610 Hz Demand Peak: 1.700000 gn Time Remaining: 00:00:00 Sweep Rate: 4 Oct./Min

Data saved at 03:14:44 PM, Tuesday, November 29, 2005 Report created at 03:14:44 PM, Tuesday, November 29, 2005



Level: 100 % Control Peak: 1.710918 gn Full Level Time: 00:01:02 Sweep Type: Logarithmic
 Frequency: 49.979610 Hz Demand Peak: 1.700000 gn Time Remaining: 00:00:00 Sweep Rate: 4 Oct/Min

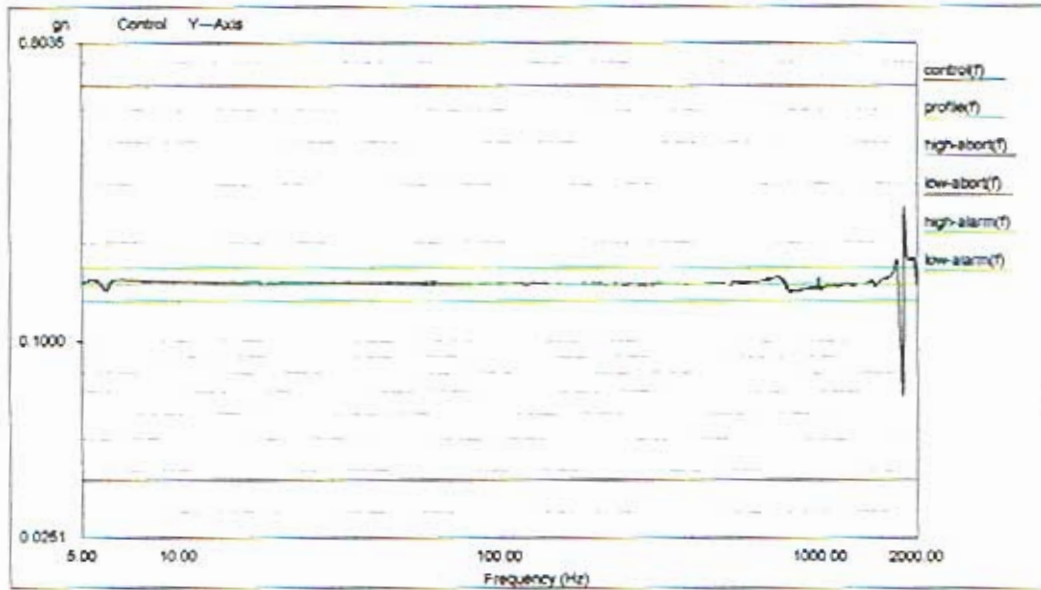
Data saved at 03:14:44 PM, Tuesday, November 29, 2005 Report created at 03:14:45 PM, Tuesday, November 29, 2005



Level: 100 % Control Peak: 1.710918 gn Full Level Time: 00:01:02 Sweep Type: Logarithmic
 Frequency: 49.979610 Hz Demand Peak: 1.700000 gn Time Remaining: 00:00:00 Sweep Rate: 4 Oct/Min

Data saved at 03:14:44 PM, Tuesday, November 29, 2005 Report created at 03:14:45 PM, Tuesday, November 29, 2005

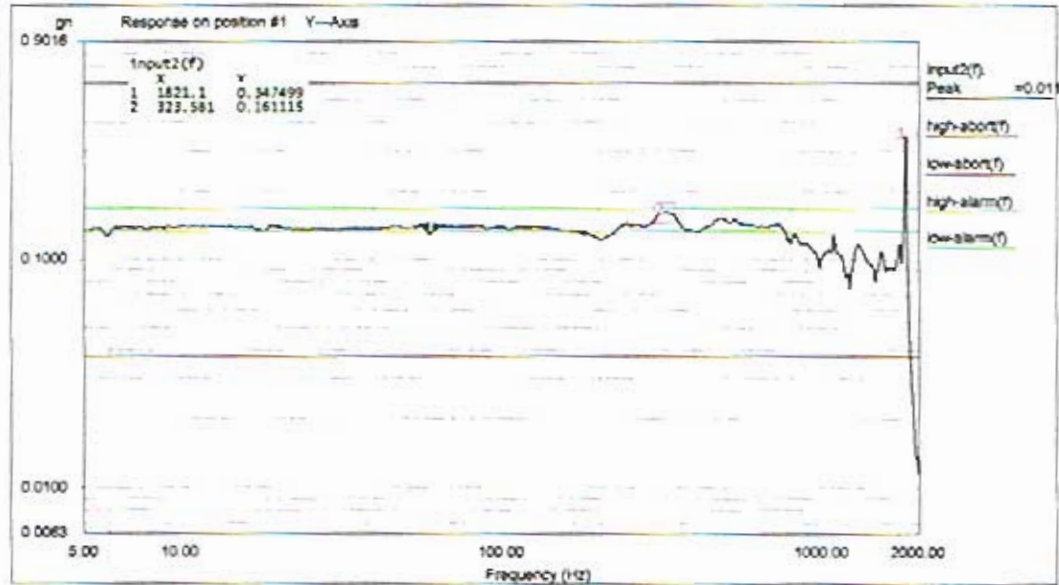
QUNANT LABS. QL-05-926
 STANFORD LINEAR ACCELERATOR MODEL: SIU SN: GLAT2524 PRE SINE TEST
 Project File Name: S-2000Hz @ 0.15G
 Profile Name: S-2000Hz @ 0.15G Test Type: Swept Sine Run Folder: .RunDefault Nov 29, 2005 15-05-03



Level: 100 % Control Peak: 0.148352 gn Full Level Time: 00:04:19 Sweep Type: Logarithmic
 Frequency: 1999.669067 Hz Demand Peak: 0.150000 gn Time Remaining: 00:00:00 Sweep Rate: 2 Oct/Min

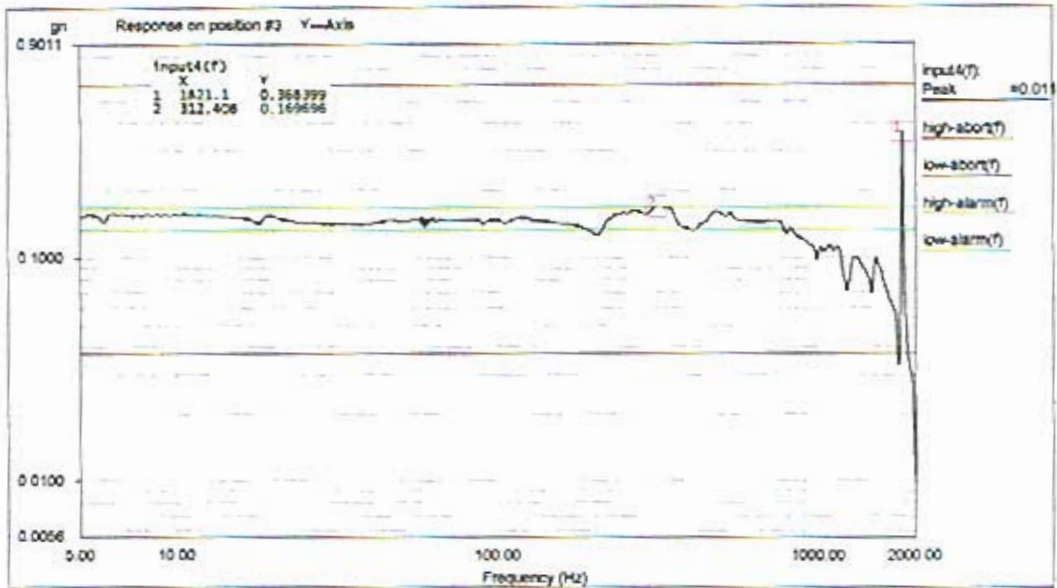
Data saved at 03:09:46 PM, Tuesday, November 29, 2005 Report created at 03:09:46 PM, Tuesday, November 29, 2005

QUNANT LABS. QL-05-926
 STANFORD LINEAR ACCELERATOR MODEL: SIU SN: GLAT2524 PRE SINE TEST
 Project File Name: S-2000Hz @ 0.15G
 Profile Name: S-2000Hz @ 0.15G Test Type: Swept Sine Run Folder: .RunDefault Nov 29, 2005 15-05-03



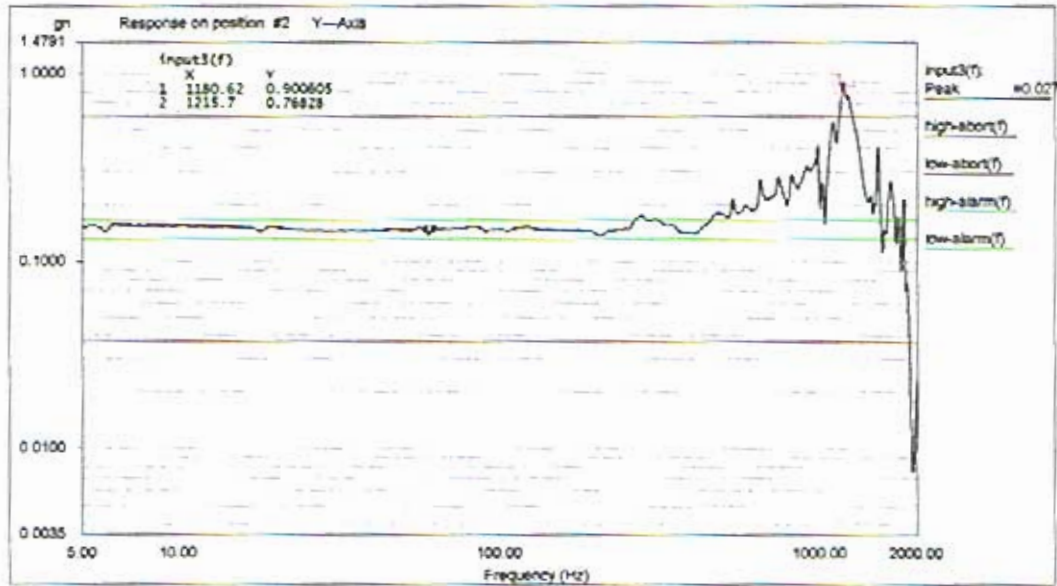
Level: 100 % Control Peak: 0.148352 gn Full Level Time: 00:04:19 Sweep Type: Logarithmic
 Frequency: 1999.669067 Hz Demand Peak: 0.150000 gn Time Remaining: 00:00:00 Sweep Rate: 2 Oct/Min

Data saved at 03:09:46 PM, Tuesday, November 29, 2005 Report created at 03:09:47 PM, Tuesday, November 29, 2005



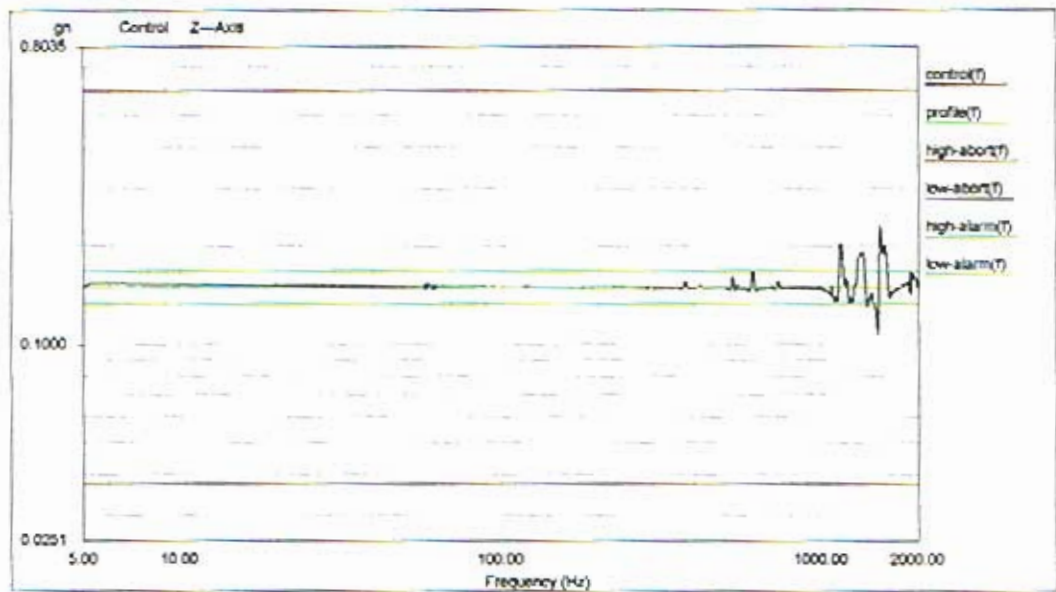
Level: 100 % Control Peak: 0.148352 g Full Level Time: 00:04:19 Sweep Type: Logarithmic
 Frequency: 1999.669067 Hz Demand Peak: 0.150000 g Time Remaining: 00:00:00 Sweep Rate: 2 Oct/Min

Data saved at 03:09:46 PM, Tuesday, November 29, 2005 Report created at 03:09:47 PM, Tuesday, November 29, 2005



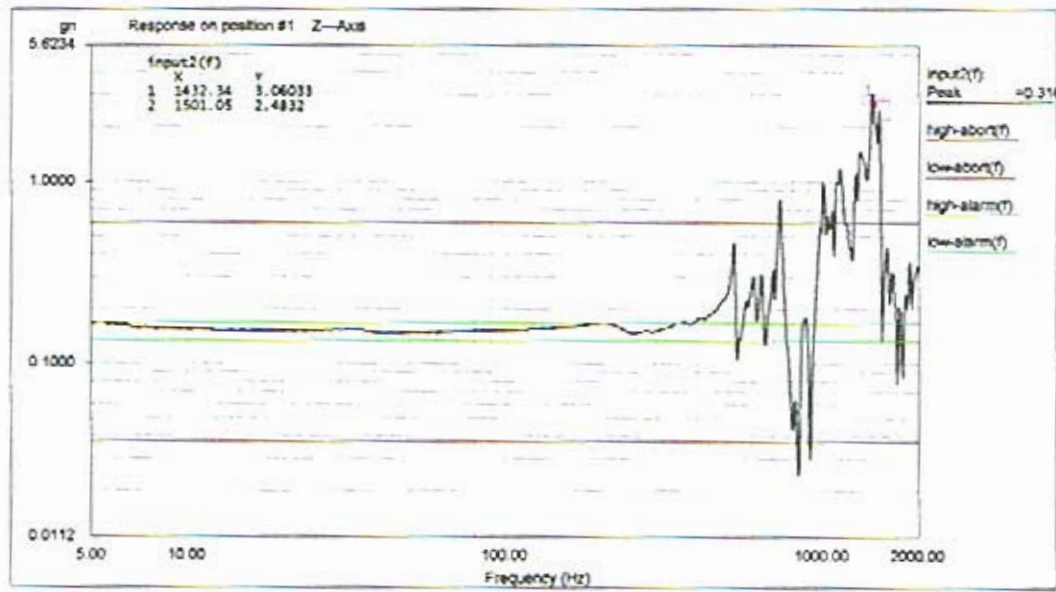
Level: 100 % Control Peak: 0.148352 g Full Level Time: 00:04:19 Sweep Type: Logarithmic
 Frequency: 1999.669067 Hz Demand Peak: 0.150000 g Time Remaining: 00:00:00 Sweep Rate: 2 Oct/Min

Data saved at 03:09:46 PM, Tuesday, November 29, 2005 Report created at 03:09:47 PM, Tuesday, November 29, 2005



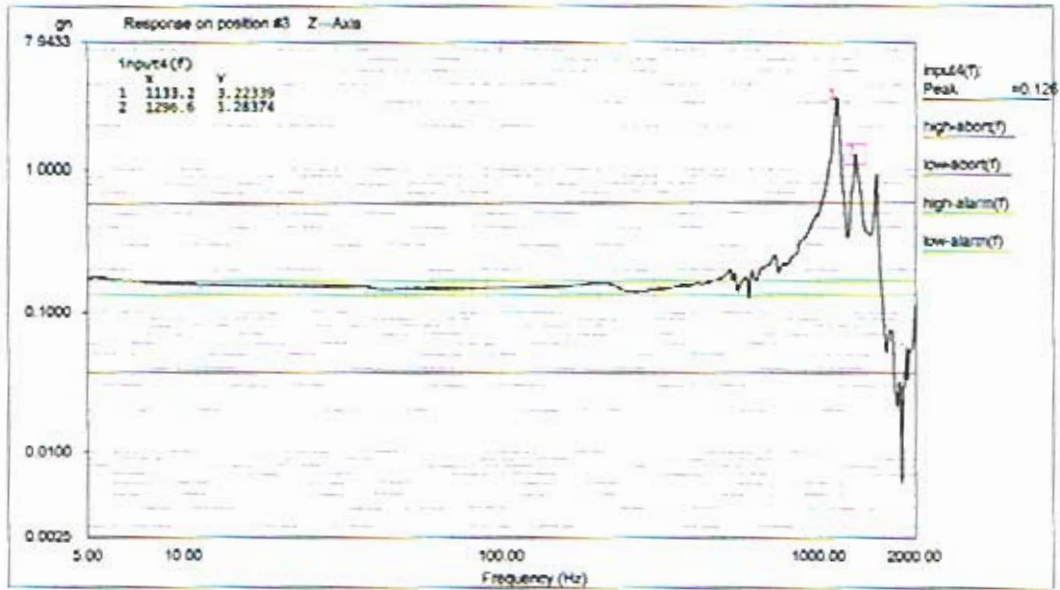
Level: 100 % Control Peak: 0.147749 gn Full Level Time: 00:04:19 Sweep Type: Logarithmic
 Frequency: 1999.669067 Hz Demand Peak: 0.150000 gn Time Remaining: 00:00:00 Sweep Rate: 2 Oct/Min

Data saved at 02:08:59 PM, Tuesday, November 29, 2005 Report created at 02:08:59 PM, Tuesday, November 29, 2005



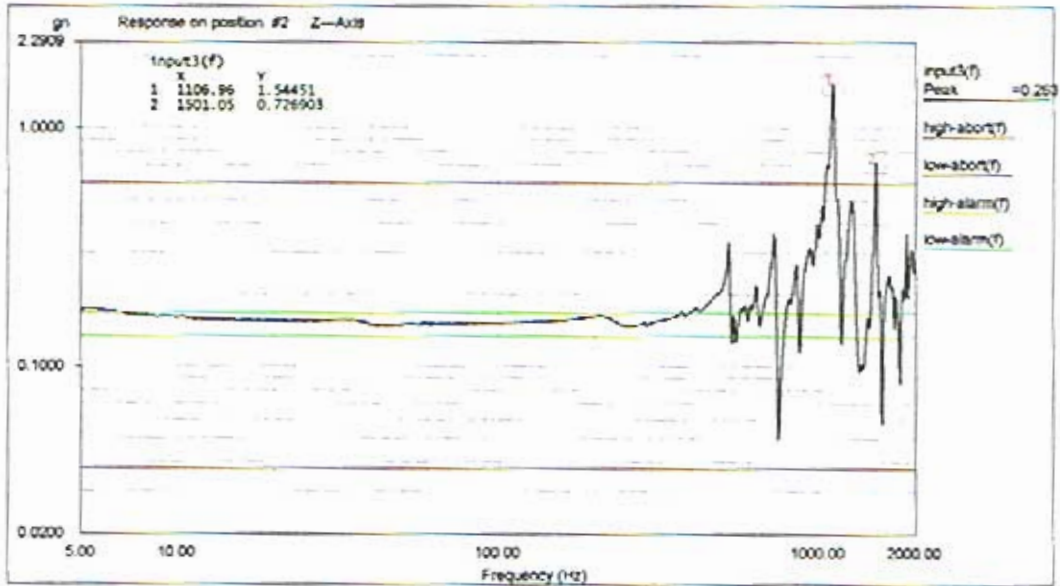
Level: 100 % Control Peak: 0.147749 gn Full Level Time: 00:04:19 Sweep Type: Logarithmic
 Frequency: 1999.669067 Hz Demand Peak: 0.150000 gn Time Remaining: 00:00:00 Sweep Rate: 2 Oct/Min

Data saved at 02:08:59 PM, Tuesday, November 29, 2005 Report created at 02:08:59 PM, Tuesday, November 29, 2005



Level: 100 % Control Peak: 0.147749 g Full Level Time: 00:04:19 Sweep Type: Logarithmic
 Frequency: 1999.669067 Hz Demand Peak: 0.150000 g Time Remaining: 00:00:00 Sweep Rate: 2 Oct/Min

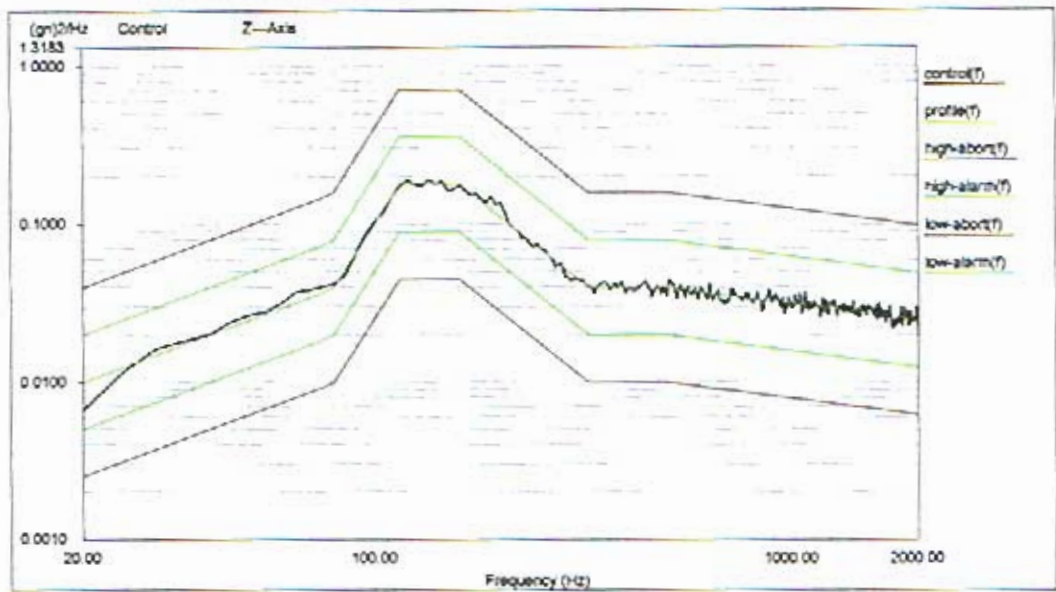
Data saved at 02:08:59 PM, Tuesday, November 29, 2005 Report created at 02:09:00 PM, Tuesday, November 29, 2005



Level: 100 % Control Peak: 0.147749 g Full Level Time: 00:04:19 Sweep Type: Logarithmic
 Frequency: 1999.669067 Hz Demand Peak: 0.150000 g Time Remaining: 00:00:00 Sweep Rate: 2 Oct/Min

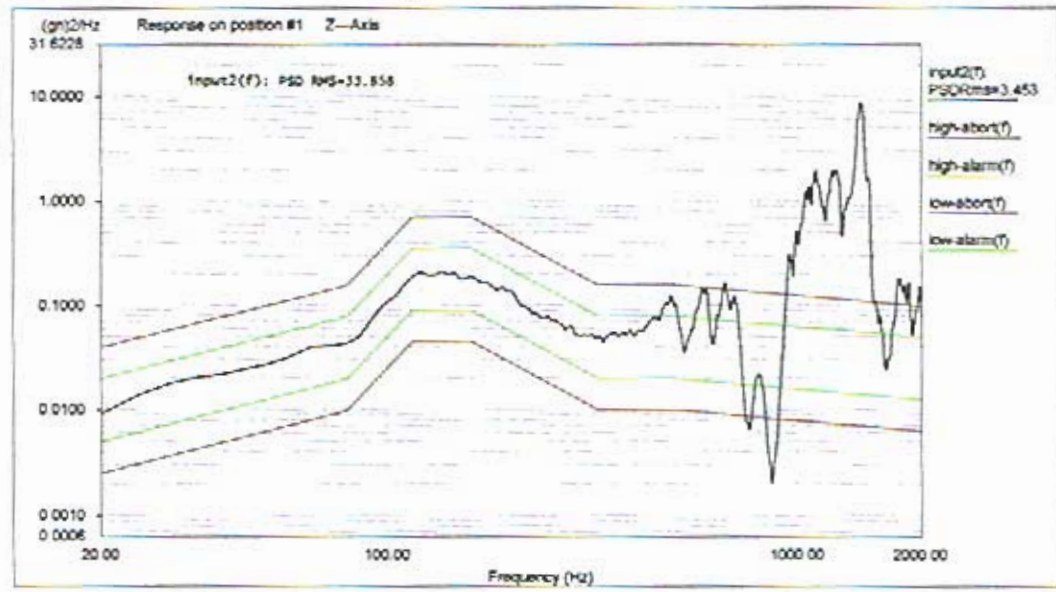
Data saved at 02:08:59 PM, Tuesday, November 29, 2005 Report created at 02:09:00 PM, Tuesday, November 29, 2005

QUANTA LABS
Stanford Linear Accelerator Model: SIU Accept profile: SN GLAT2524 RANDOM TEST
Project File Name: 20-2000Hz 8.91 ACCEPT.prj
Profile Name: 20-2000Hz @ 8.91 G rms Test Type: Random Run Folder: .RunDefault Nov 29, 2005 14:00:53

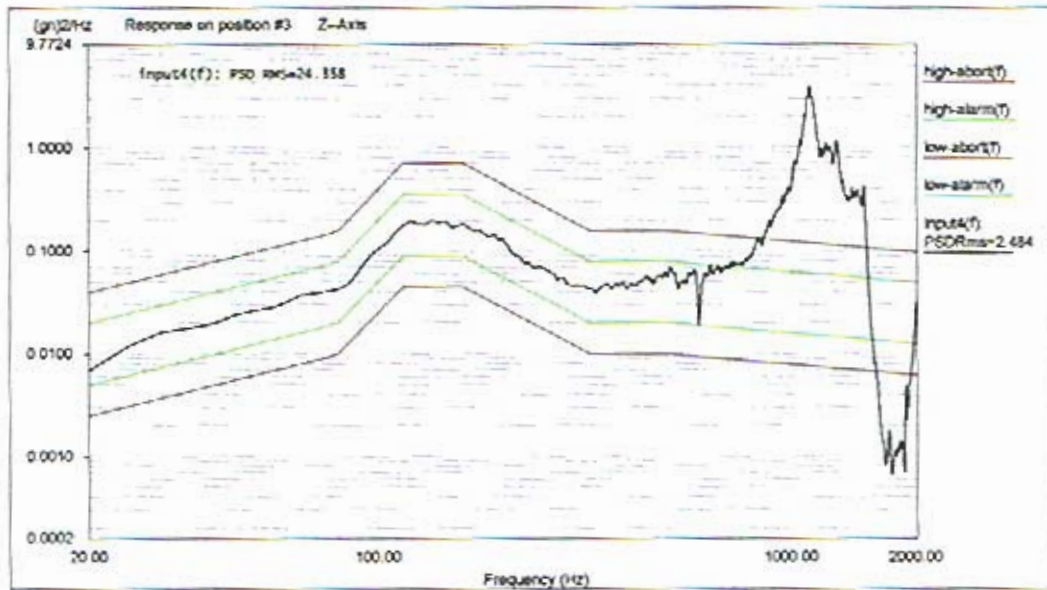


Level: 100 %
Control RMS: 8.969666 gn Full Level Elapsed Time: 00:01:00 Lines: 400 Frame Time: 0.200000 Seconds
Demand RMS: 8.915771 gn Remaining Time: 00:00:00 DCF: 154 dF: 5.000000 Hz
Data saved at 02:03:01 PM, Tuesday, November 29, 2005 Report created at 02:03:01 PM, Tuesday, November 29, 2005

QUANTA LABS
Stanford Linear Accelerator Model: SIU Accept profile: SN GLAT2524 RANDOM TEST
Project File Name: 20-2000Hz 8.91 ACCEPT.prj
Profile Name: 20-2000Hz @ 8.91 G rms Test Type: Random Run Folder: .RunDefault Nov 29, 2005 14:00:53

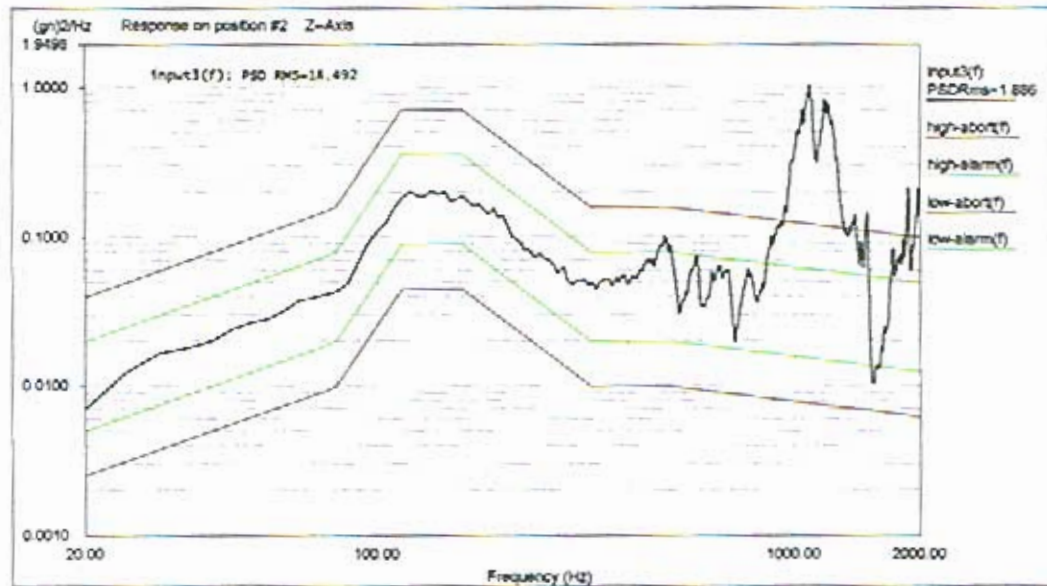


Level: 100 %
Control RMS: 8.969666 gn Full Level Elapsed Time: 00:01:00 Lines: 400 Frame Time: 0.200000 Seconds
Demand RMS: 8.915771 gn Remaining Time: 00:00:00 DCF: 154 dF: 5.000000 Hz
Data saved at 02:03:01 PM, Tuesday, November 29, 2005 Report created at 02:03:01 PM, Tuesday, November 29, 2005



Level: 100 %
 Control RMS: 8.909666 gn Full Level Elapsed Time: 00:01:00 Lines: 400 Frame Time: 0.200000 Seconds
 Demand RMS: 8.915771 gn Remaining Time: 00:00:00 DCF: 154 dF: 5.000000 Hz

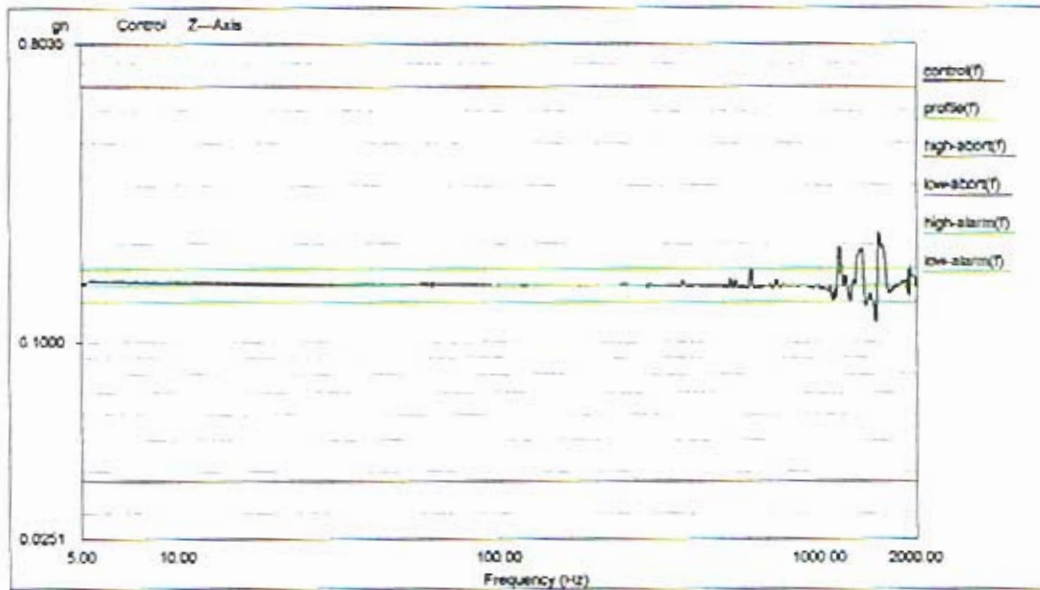
Data saved at 02:03:01 PM, Tuesday, November 29, 2005 Report created at 02:03:01 PM, Tuesday, November 29, 2005



Level: 100 %
 Control RMS: 8.909666 gn Full Level Elapsed Time: 00:01:00 Lines: 400 Frame Time: 0.200000 Seconds
 Demand RMS: 8.915771 gn Remaining Time: 00:00:00 DCF: 154 dF: 5.000000 Hz

Data saved at 02:03:01 PM, Tuesday, November 29, 2005 Report created at 02:03:01 PM, Tuesday, November 29, 2005

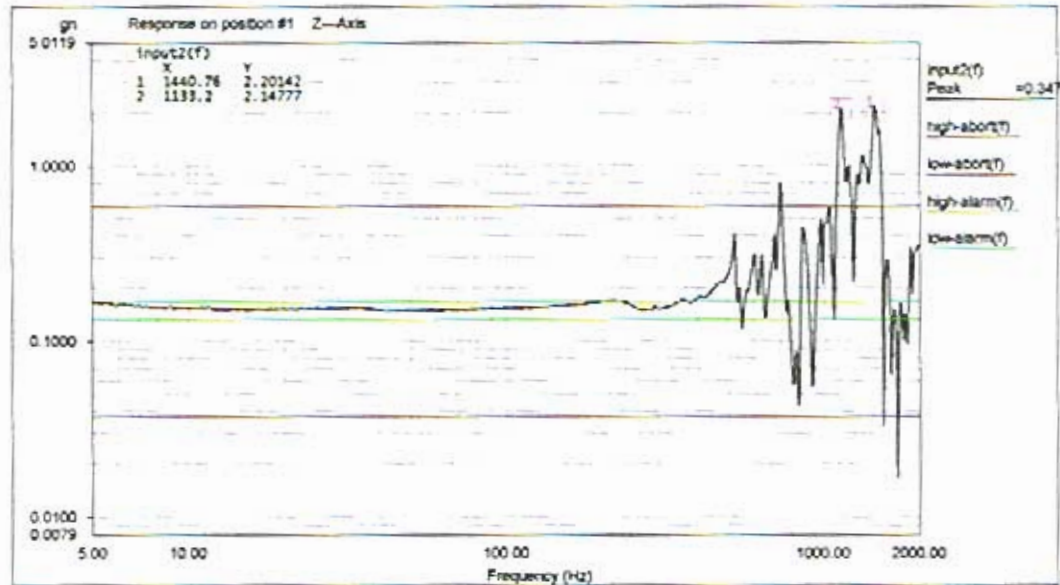
QUNANT LABS
 STANFORD LINEAR ACCELERATOR MODEL: SLU S/N: GLAT2524 POST SINE TEST
 Project File Name: S-2000Hz @ 0.15G.gj
 Profile Name: S-2000Hz @ 0.15G Test Type: Swept Sine Run Folder: \RunDefault Nov 29, 2005 13-50-13



Level: 100 % Control Peak: 0.146830 gn Full Level Time: 00:04:19 Sweep Type: Logarithmic
 Frequency: 1999.669067 Hz Demand Peak: 0.150000 gn Time Remaining: 00:00:00 Sweep Rate: 2 Oct/Min

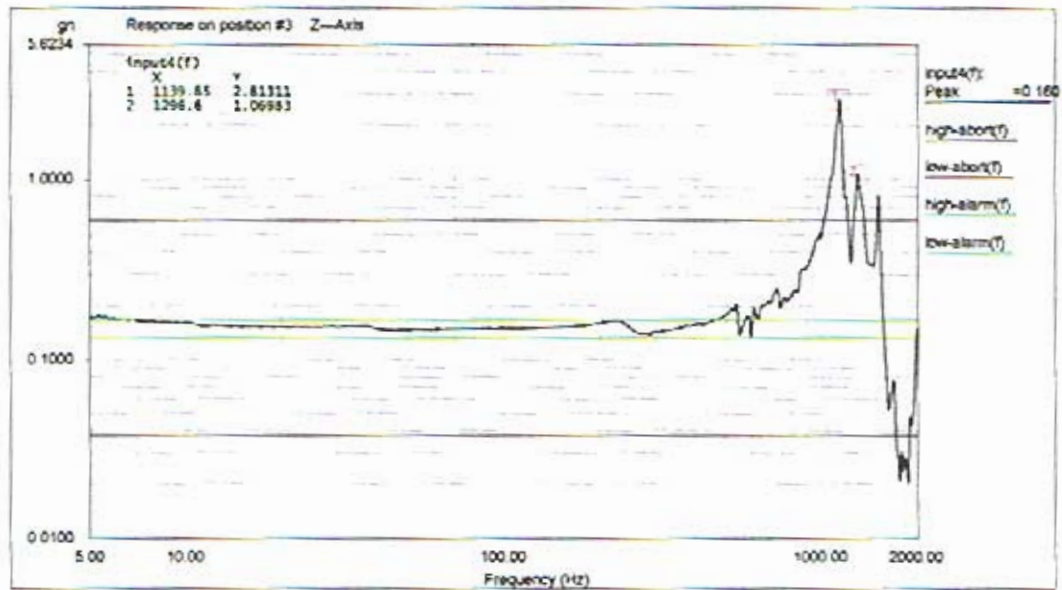
Data saved at 01:54:53 PM, Tuesday, November 29, 2005 Report created at 01:54:54 PM, Tuesday, November 29, 2005

QUNANT LABS
 STANFORD LINEAR ACCELERATOR MODEL: SLU S/N: GLAT2524 POST SINE TEST
 Project File Name: S-2000Hz @ 0.15G.gj
 Profile Name: S-2000Hz @ 0.15G Test Type: Swept Sine Run Folder: \RunDefault Nov 29, 2005 13-50-13



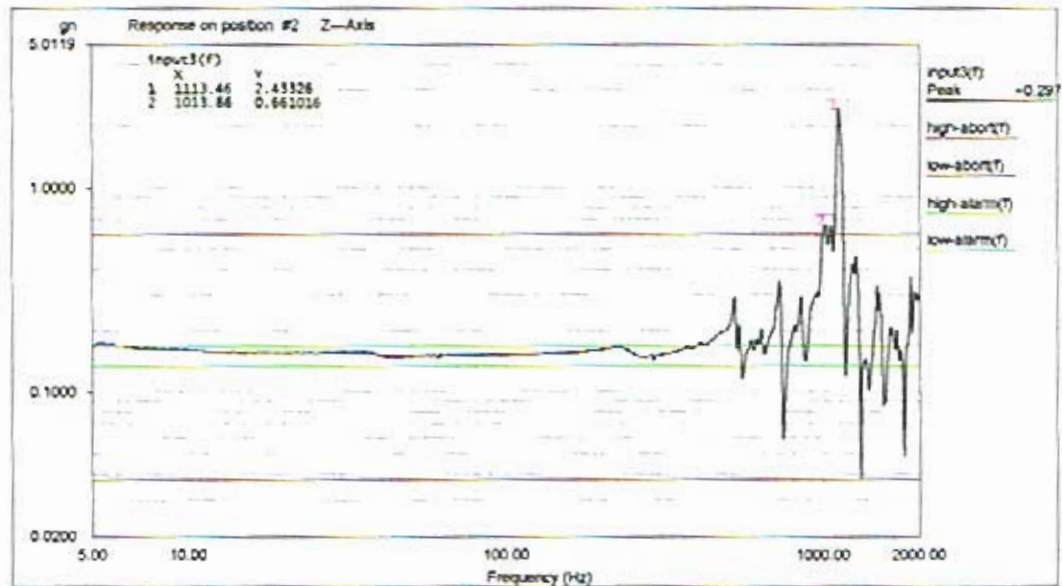
Level: 100 % Control Peak: 0.146890 gn Full Level Time: 00:04:19 Sweep Type: Logarithmic
 Frequency: 1999.669067 Hz Demand Peak: 0.150000 gn Time Remaining: 00:00:00 Sweep Rate: 2 Oct/Min

Data saved at 01:54:53 PM, Tuesday, November 29, 2005 Report created at 01:54:54 PM, Tuesday, November 29, 2005



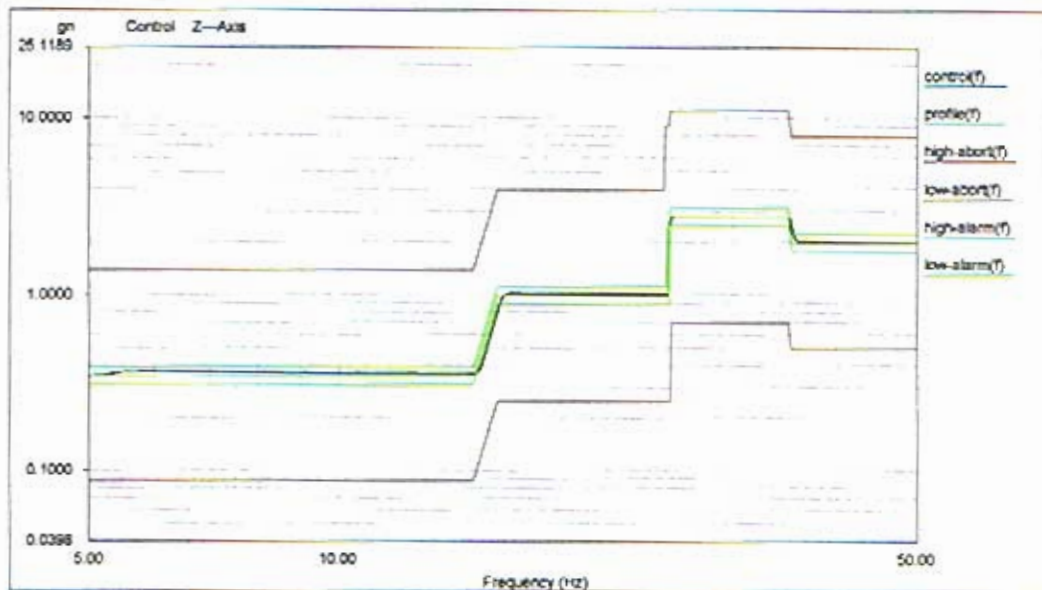
Level: 100 % Control Peak: 0.146830 gn Full Level Time: 00:04:19 Sweep Type: Logarithmic
 Frequency: 1999.669067 Hz Demand Peak: 0.150000 gn Time Remaining: 00:00:00 Sweep Rate: 2 Oct/Min

Data saved at 01:54:53 PM, Tuesday, November 29, 2005 Report created at 01:54:54 PM, Tuesday, November 29, 2005



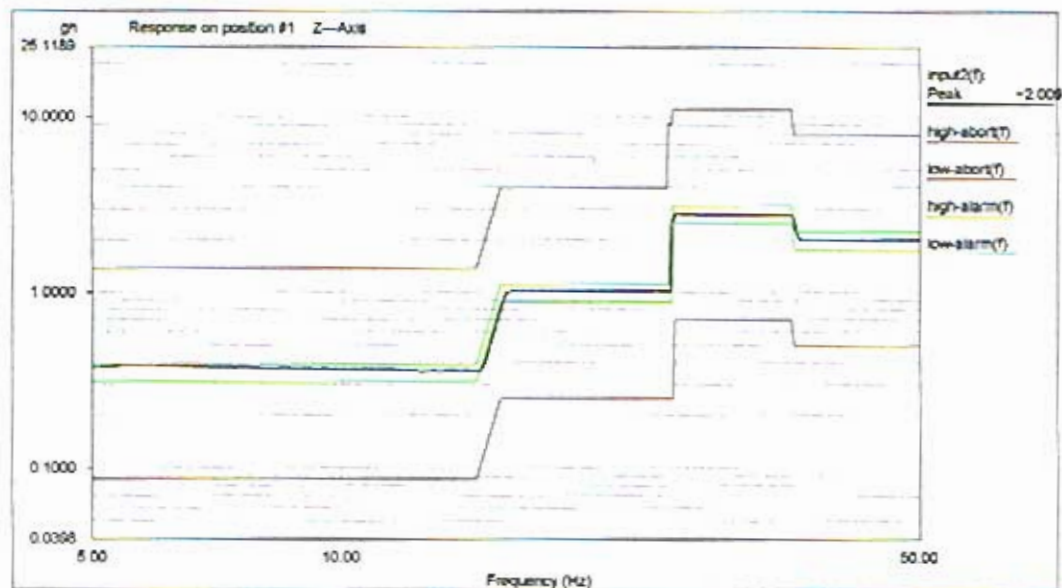
Level: 100 % Control Peak: 0.146830 gn Full Level Time: 00:04:19 Sweep Type: Logarithmic
 Frequency: 1999.669067 Hz Demand Peak: 0.150000 gn Time Remaining: 00:00:00 Sweep Rate: 2 Oct/Min

Data saved at 01:54:53 PM, Tuesday, November 29, 2005 Report created at 01:54:54 PM, Tuesday, November 29, 2005



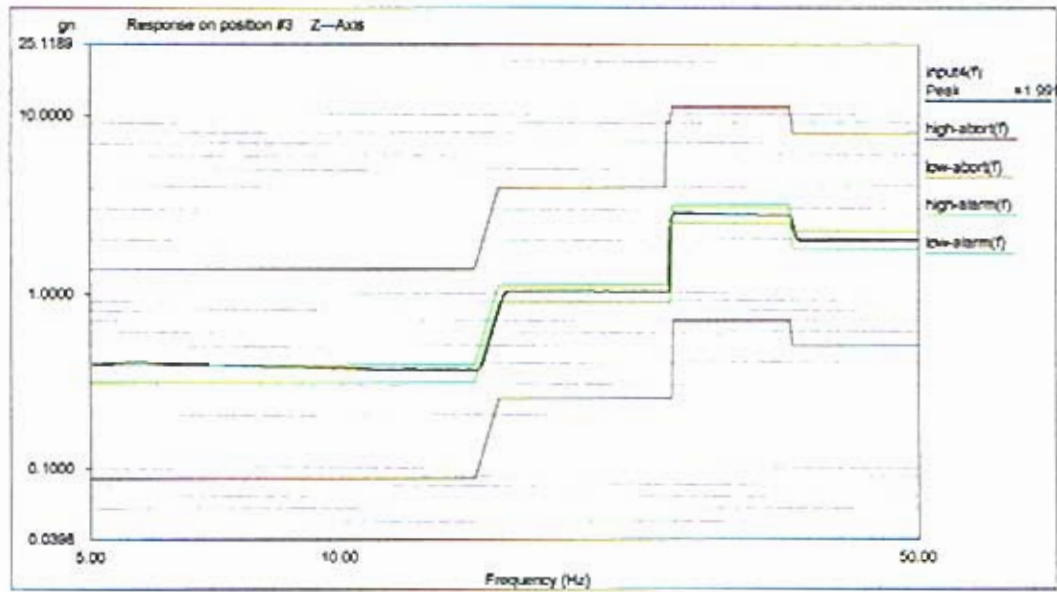
Level: 100 % Control Peak: 2.013822 gn Full Level Time: 00:01:02 Sweep Type: Logarithmic
 Frequency: 49.979610 Hz Demand Peak: 2.000000 gn Time Remaining: 00:00:00 Sweep Rate: 4 Oct/Min

Data saved at 01:47:38 PM, Tuesday, November 29, 2005 Report created at 01:47:39 PM, Tuesday, November 29, 2005



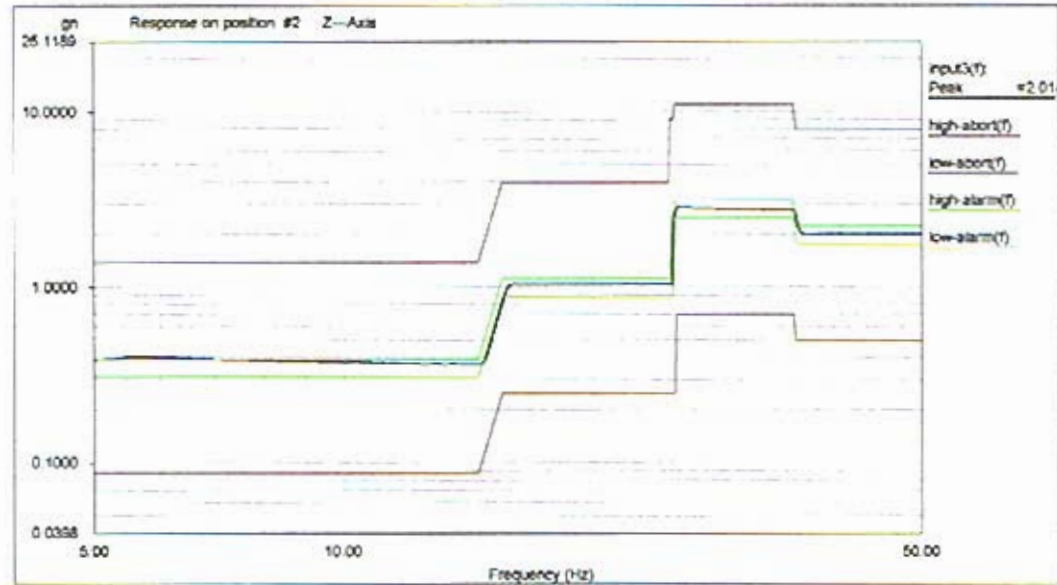
Level: 100 % Control Peak: 2.013822 gn Full Level Time: 00:01:02 Sweep Type: Logarithmic
 Frequency: 49.979610 Hz Demand Peak: 2.000000 gn Time Remaining: 00:00:00 Sweep Rate: 4 Oct/Min

Data saved at 01:47:38 PM, Tuesday, November 29, 2005 Report created at 01:47:39 PM, Tuesday, November 29, 2005



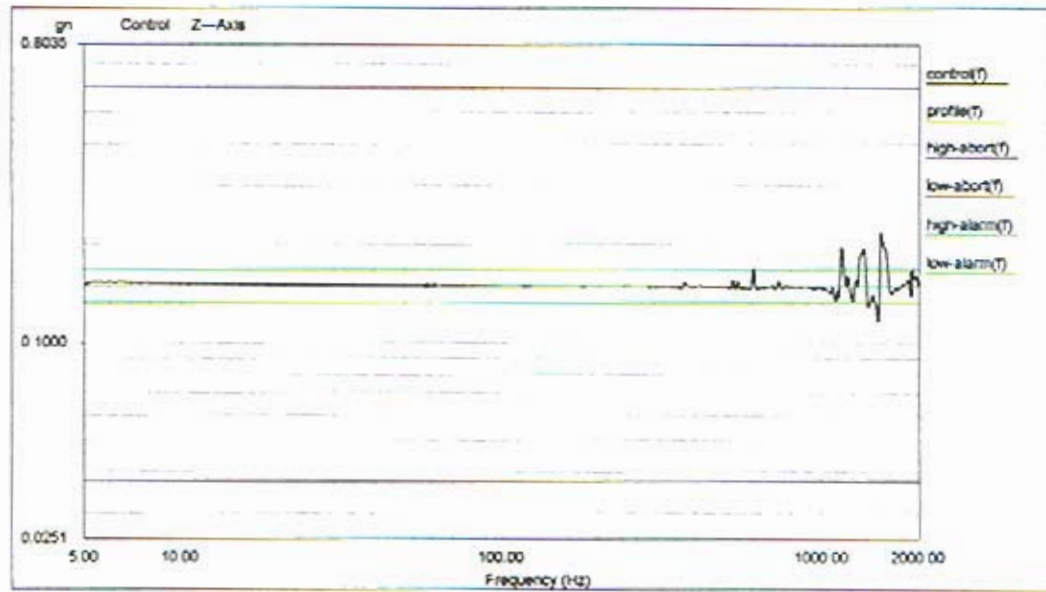
Level: 100 % Control Peak: 2.013822 gn Full Level Time: 00:01:02 Sweep Type: Logarithmic
 Frequency: 49.979610 Hz Demand Peak: 2.000000 gn Time Remaining: 00:00:00 Sweep Rate: 4 Oct/Min

Data saved at 01:47:38 PM, Tuesday, November 29, 2005 Report created at 01:47:39 PM, Tuesday, November 29, 2005



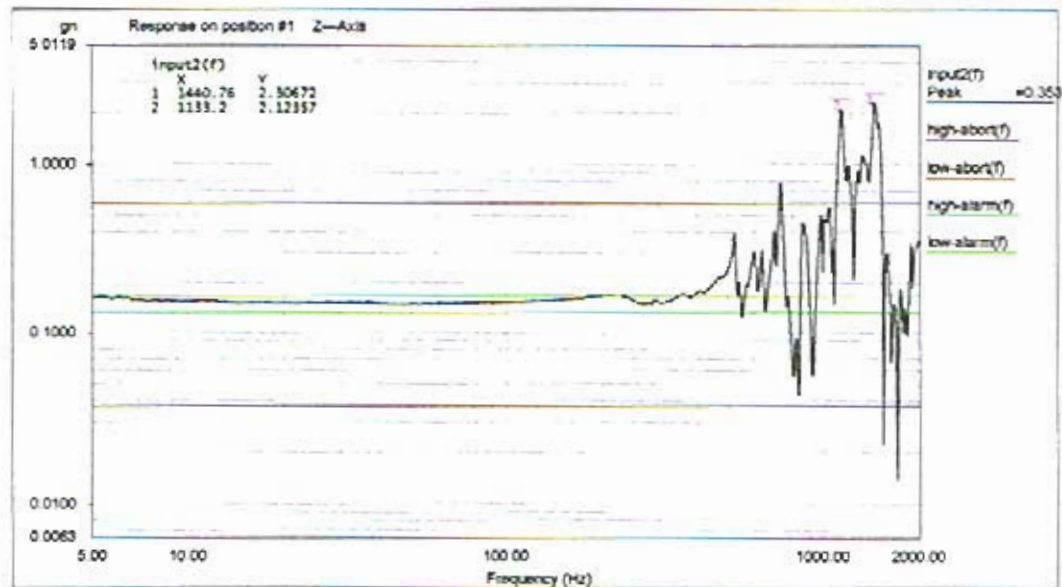
Level: 100 % Control Peak: 2.013822 gn Full Level Time: 00:01:02 Sweep Type: Logarithmic
 Frequency: 49.979610 Hz Demand Peak: 2.000000 gn Time Remaining: 00:00:00 Sweep Rate: 4 Oct/Min

Data saved at 01:47:38 PM, Tuesday, November 29, 2005 Report created at 01:47:39 PM, Tuesday, November 29, 2005



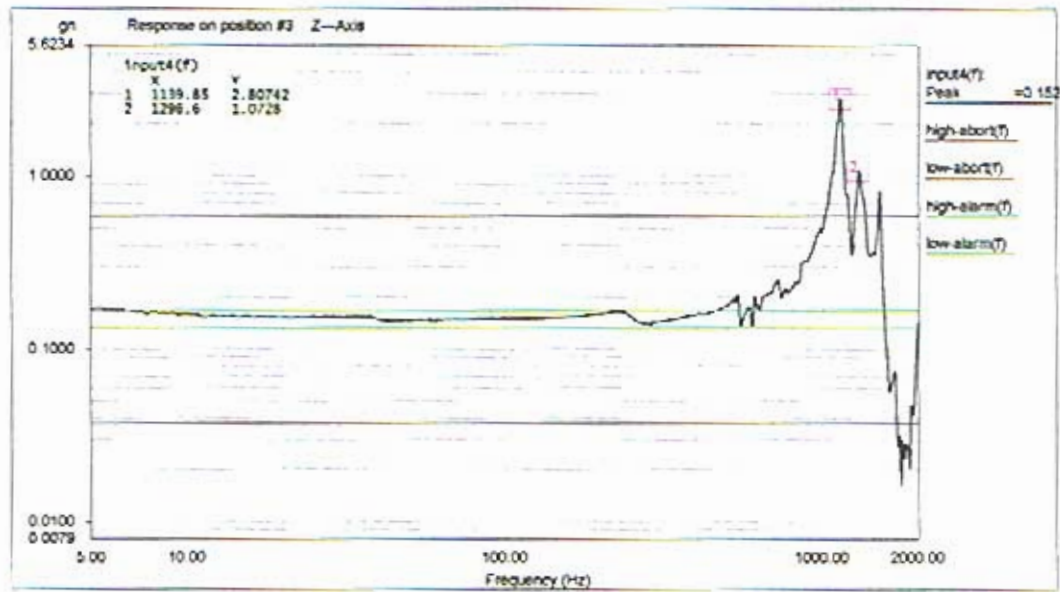
Level: 100 % Control Peak: 0.149564 gn Full Level Time: 00:04:19 Sweep Type: Logarithmic
 Frequency: 1999.669067 Hz Demand Peak: 0.150000 gn Time Remaining: 00:00:00 Sweep Rate: 2 Oct/Min

Data saved at 01:41:22 PM, Tuesday, November 29, 2005 Report created at 01:41:33 PM, Tuesday, November 29, 2005



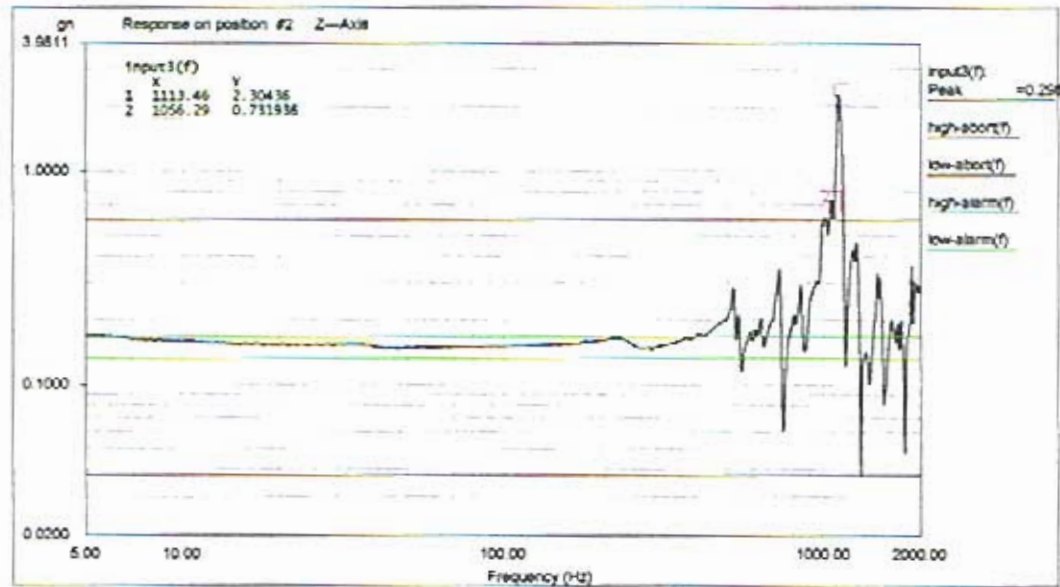
Level: 100 % Control Peak: 0.149564 gn Full Level Time: 00:04:19 Sweep Type: Logarithmic
 Frequency: 1999.669067 Hz Demand Peak: 0.150000 gn Time Remaining: 00:00:00 Sweep Rate: 2 Oct/Min

Data saved at 01:41:22 PM, Tuesday, November 29, 2005 Report created at 01:41:33 PM, Tuesday, November 29, 2005



Level: 100 % Control Peak: 0.149564 gn Full Level Time: 00:04:19 Sweep Type: Logarithmic
 Frequency: 1999.669067 Hz Demand Peak: 0.150000 gn Time Remaining: 00:00:00 Sweep Rate: 2 Oct/Min

Data saved at 01:41:22 PM, Tuesday, November 29, 2005 Report created at 01:41:33 PM, Tuesday, November 29, 2005



Level: 100 % Control Peak: 0.149564 gn Full Level Time: 00:04:19 Sweep Type: Logarithmic
 Frequency: 1999.669067 Hz Demand Peak: 0.150000 gn Time Remaining: 00:00:00 Sweep Rate: 2 Oct/Min

Data saved at 01:41:22 PM, Tuesday, November 29, 2005 Report created at 01:41:33 PM, Tuesday, November 29, 2005