


# GLAST Large Area Telescope:

## Summary

**Lowell A. Klaisner**  
**Stanford Linear Accelerator Center**  
**Project Manager**

**Klaisner@slac.stanford.edu**  
**650-926-2726**




# Tracker Cable/Module Status

Assy S/N	C0	C1	C2	C3	C4	C5	C6	C7	Notes
DAQ EGSE	12	2	2	3	3	2	1	2	
DAQ T/V			3 & 5			1 & 3	4 & 7	5 & 7	

Module A	16	3	4	4	8	7	11	3	Installed in Grid
Module B	11	4	14	5	9	5	10	10	Installed in Grid
Module 1	18	5	7	7	7	8	13	1	Installed in Grid
Module 2	20	7	9	1	6	9	5	6	Installed in Grid
Module 3	19	13	6	9	1	12	6	11	Installed in Grid
Module 4	21	12	10	8	12	10	14	12	Installed in Grid
Module 5	25	15	C2-012	C3-010	C4-014	C5-014	C6-015	13	RFI
Module 6	C0-22	C1-11	C2-011	C3-011	C4-016	C5-16	C6-16	C7-14	RFI
Module 7	C0-24	C1-16	C2-15	C3-12	C4-17	C5-11		C7-15	Retest with module 10
Module 8	C0-26	C1-18	C2-16		C4-18		C6-12	C7-16	In T/V Anomaly in X-6
Module 9	C0-23	C1-17	C2-17		C4-13	C5-19	C6-17	C7-08	In T/V
Module 10	C0-17	C1-14	C2-14		C4-19	C5-17	C6-18	C7-04	Vib this week
Module 11		C1-10	C2-8		C4-20	C5-18	C6-09	C7-09	Hold at Pisa for C6/C7
Module 12	7/29/05	8/5/05	7/29/05	7/29/05	C4-21	8/5/05	8/5/05	8/12/05	
Module 13	7/29/05	8/5/05	7/29/05	8/5/05	C4-22	8/12/05	8/5/05	8/12/05	
Module 14	8/12/05	8/12/05		8/5/05	C4-24	8/12/05	8/12/05		
Module 15	8/12/05	8/12/05			8/5/05		8/12/05		
Module 16							8/12/05		
		C1-1			C4-10	C5-20	C6-02		
					C4-23		C6-08		


**Notes:**

- Cable with good coupon shipped to Italy
- Cable with bad coupon installed in flight tower
- EGSE Cable (Non-Flight)
- Cables at SLAC.
- Scheduled ship date from Parlex to SLAC
- Parlex long-term projected ship date (by end of the given week)
- Cable with some cracking in connectors
- Cable with coupon having annular ring between 1 and 2 mils on internal layers
- Cable with coupon having trace-to-barrel separations on internal layers
- Cable with embedded non-conductive fiber



# Parlex Cable Projections


(Quantity owed to satisfy requirements through Tower 14)									
Report Date 25 July 05									
P/N	P/N	Owed	Shipped**	Balance Due	Process Status	Projected Ship Dates			
WK ENDING						22-Jul	29-Jul	5-Aug	12-Aug
C0	0584/02377	6	0	6	16 INSP HASL 24 CLAM		2		2
C1	0723/02378	4	0	4	24 SCRAP 16 DEP				2
C2	0724/02379	4	0	4	3 BLAM 1 BLAM 2 HASL 1 HASL 6 DEP 6 CLAM		1 1		
C3	0725/02380	7	0	7	1 BLAM 2 COVER COAT LAM 4 EXPH 4 CLAM		1		1 1
C4	0726/02381	2	3	-1	6 EXPH 6 CLAM			1	
C5	0727/02382	7	4	3	5 PLATE 6 DRILL 6 LAM			1	1 1
C6	0728/02383	6	2	4	1 SHIPPED 7/19 8 HASL 12 SCRAP 18 DEP	1		1	1 2
C7	0729/02384	6	1	5	7 LAM COVER COAT				2
<b>Total</b>		<b>42</b>	<b>10</b>	<b>32</b>		<b>1</b>	<b>5</b>	<b>5</b>	<b>11</b>
** Shipped Since 6 July 05									



# Last MCM Delivered

---






# Status

---


- **Calorimeter**
  - Done – Final financial report next month
- **ACD**
  - In Thermal Vacuum Chamber
- **DAQ/FSW**
  - TEM/TEMPS completing in August
  - EPU in conformal coating
  - GASU in test at SLAC pre-conformal coating
  - SIU/EPU needs resolution of soldering of cCPI connector and EEPROMs
    - On the critical path
  - EGSE for thermal test at Lockheed
  - FSW in fourth release



# Status


---

- **Mechanical Systems**
  - X-LAT Plate at SLAC
  - Radiators complete – going into Acoustic Chamber
  - 2<sup>nd</sup> GRID at SLAC
    - Shear Plate Nut Anomaly
- **Integration and Test**
  - Operations going smoothly
  - Ready to install 7<sup>th</sup> and 8<sup>th</sup> Towers
  - Preparing for receipt of the ACD
- **Instrument Science Operating Center**
  - Taking the lead on instrument data bases
- **Science Analysis Software**
  - Supporting instrument testing
  - Preparing for Data Challenge 2



# Module Schedule

M/E June 2005	Forecast Dates and Float (working days) to "Ship LAT"									
	Mech/ACD		TKR		CAL		ELEC		I&T	
Grid	11/08/04A	-								
1st Module			02/04/05A	-	12/08/04A	-	02/17/05A	-	04/07/05A	-
2nd Module			02/24/05A	-	01/14/05A	-	03/09/05A	-	04/13/05A	-
3rd Module			05/10/05A	-	01/14/05A	-	05/19/05A	-	05/27/05A	-
4th Module			05/10/05A	-	01/14/05A	-	05/19/05A	-	05/31/05A	-
5th Module			05/10/05A	-	01/14/05A	-	06/02/05A	-	06/08/05A	-
6th Module			06/09/05A	-	02/22/05A	-	06/06/05A	-	06/27/05A	-
7th Module			06/09/05A	-	02/22/05A	-	06/06/05A	-	08/09/05	17
8th Module			08/01/05	17	04/25/05A	-	07/22/05	23	08/09/05	17
9th Module			09/02/05	32	04/25/05A	-	07/22/05	62	09/09/05	32
10th Module			09/08/05	32	04/25/05A	-	07/22/05	65	09/14/05	32
11th Module			09/12/05	33	05/25/05A	-	07/22/05	68	09/19/05	32
12th Module			09/14/05	34	05/25/05A	-	07/22/05	71	09/22/05	32
13th Module			09/14/05	37	05/25/05A	-	07/22/05	74	09/27/05	32
14th Module			09/19/05	37	05/25/05A	-	07/22/05	77	09/30/05	32
15th Module			09/21/05	38	06/10/05A	-	07/22/05	80	10/10/05	32
16th Module			09/23/05	39	06/10/05A	-	08/05/05	73	10/10/05	32
ACD	08/12/05	29								
X-LAT	07/22/05	90								
Radiators	08/16/05	127								
Harness							08/30/05	39		
PDU							10/04/05	39		
GASU							09/27/05	45		
1st EPU/SIU							11/16/05	9		
Last EPU/SIU							11/30/05	8		
FSW Cand Test Start							06/14/05A	-		
FSW FQT							09/09/05	27		
Inst Global Items									12/01/05	12
System Test									01/11/06	10
LAT Arrives at NRL									01/15/06	10
Sine Vibe									02/09/06	10
EMI/EMC Test									03/03/06	10
Acoustic Test									03/14/06	10
TVAC									05/10/06	10
Weight & CG									05/12/06	10
Preship Review									05/13/06	10
Ship LAT									05/14/06	10



# Tower Module Status

---

Subsystem	Complete	Tested	RFI	Integrated
Calorimeter	18	18	18	6
Tracker	11	8	8	6
Tower Electronics Modules /PS	18	15	9	6






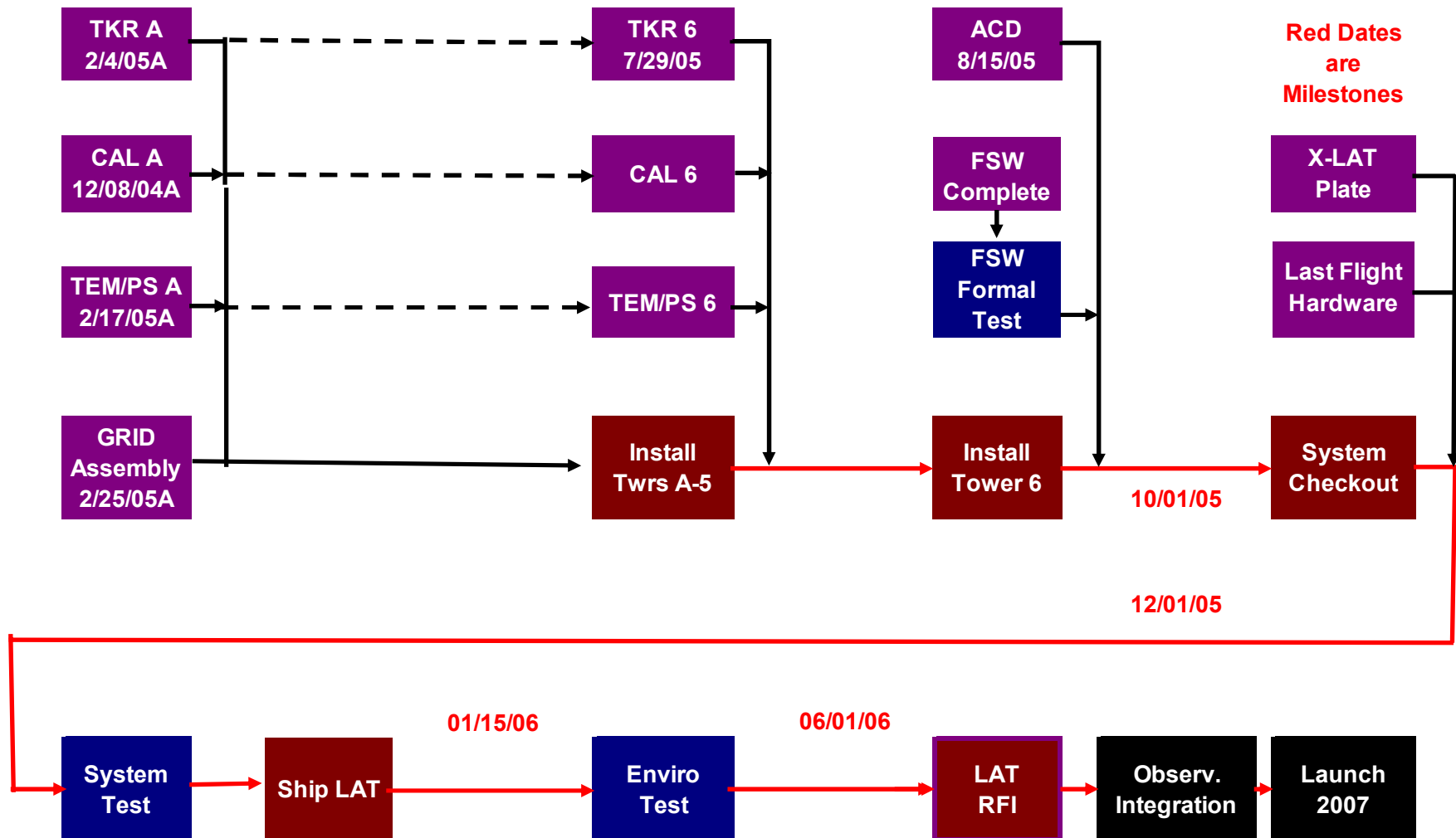
# Milestones


---

- **Checkout of the flight configuration** **October 1, 2005**
  - **Flight Software release**
  - **Instrument in flight configuration**
    - **Engineering model computer modules**
  - **GSE and supporting infrastructure “flight like”**
- **Instrument completely assembled** **December 1, 2005**
  - **Begin System Test**
- **Instrument shipped to NRL** **January 15, 2006**
  - **Environmental test**
  - **GSE and procedures in place**
- **Instrument shipped to GD/SSAS** **June 1, 2006**

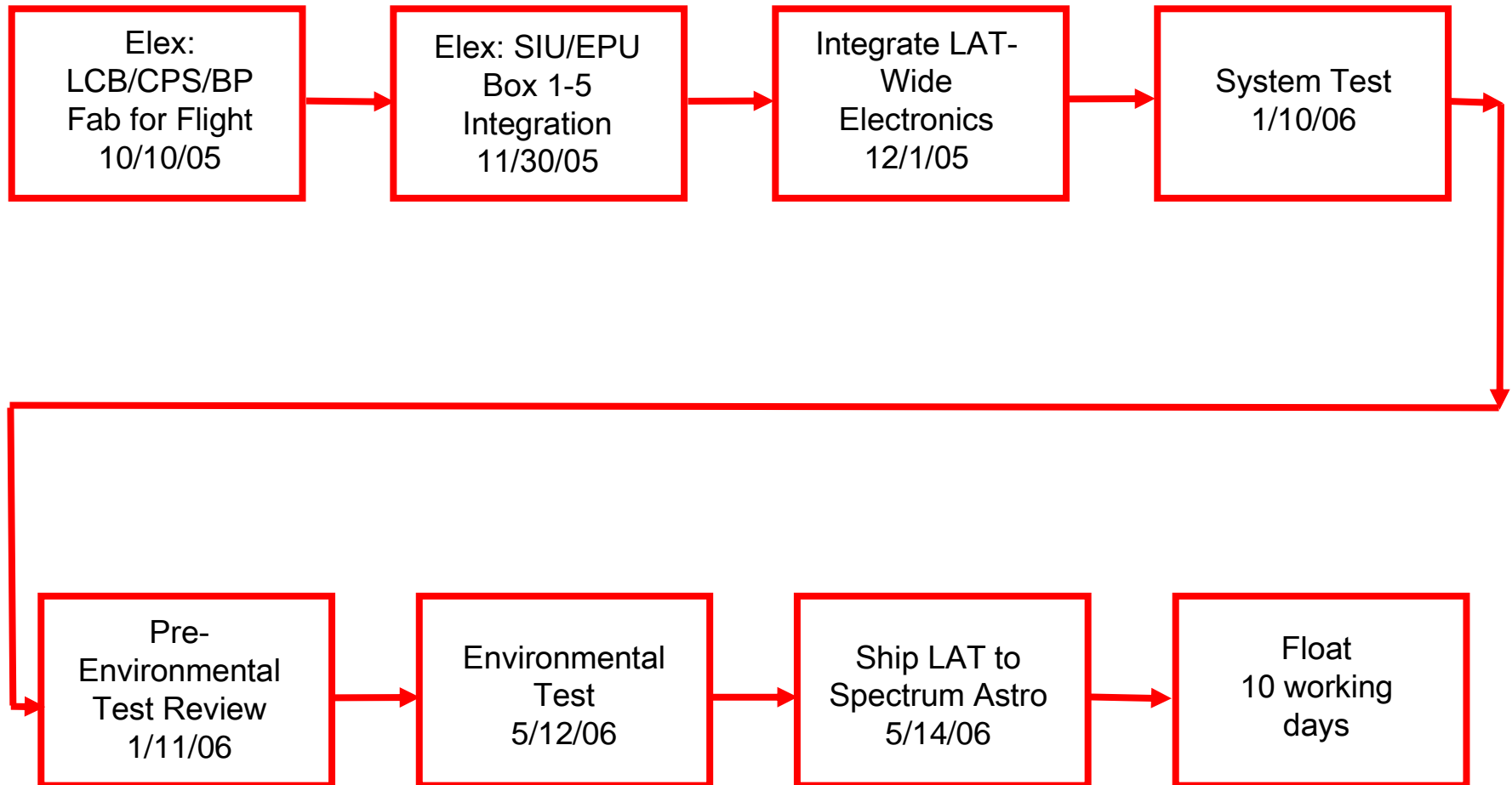



# LAT Schedule





# Current Critical Path to Ship LAT to Spectrum Astro






## Current Critical Path to Ship LAT to Spectrum Astro


---

- **1<sup>st</sup> critical path: Electronics SIU/EPU Components for Installation of LAT-wide Electronics**  
10 days float to Ship LAT to Spectrum Astro
- **2<sup>nd</sup> critical path: Tracker module 6 for 8 Tower Test**  
13 days behind 1<sup>st</sup> critical path
- **3<sup>rd</sup> critical path: Electronics FSW FQT**  
7 day behind 2<sup>nd</sup> critical path

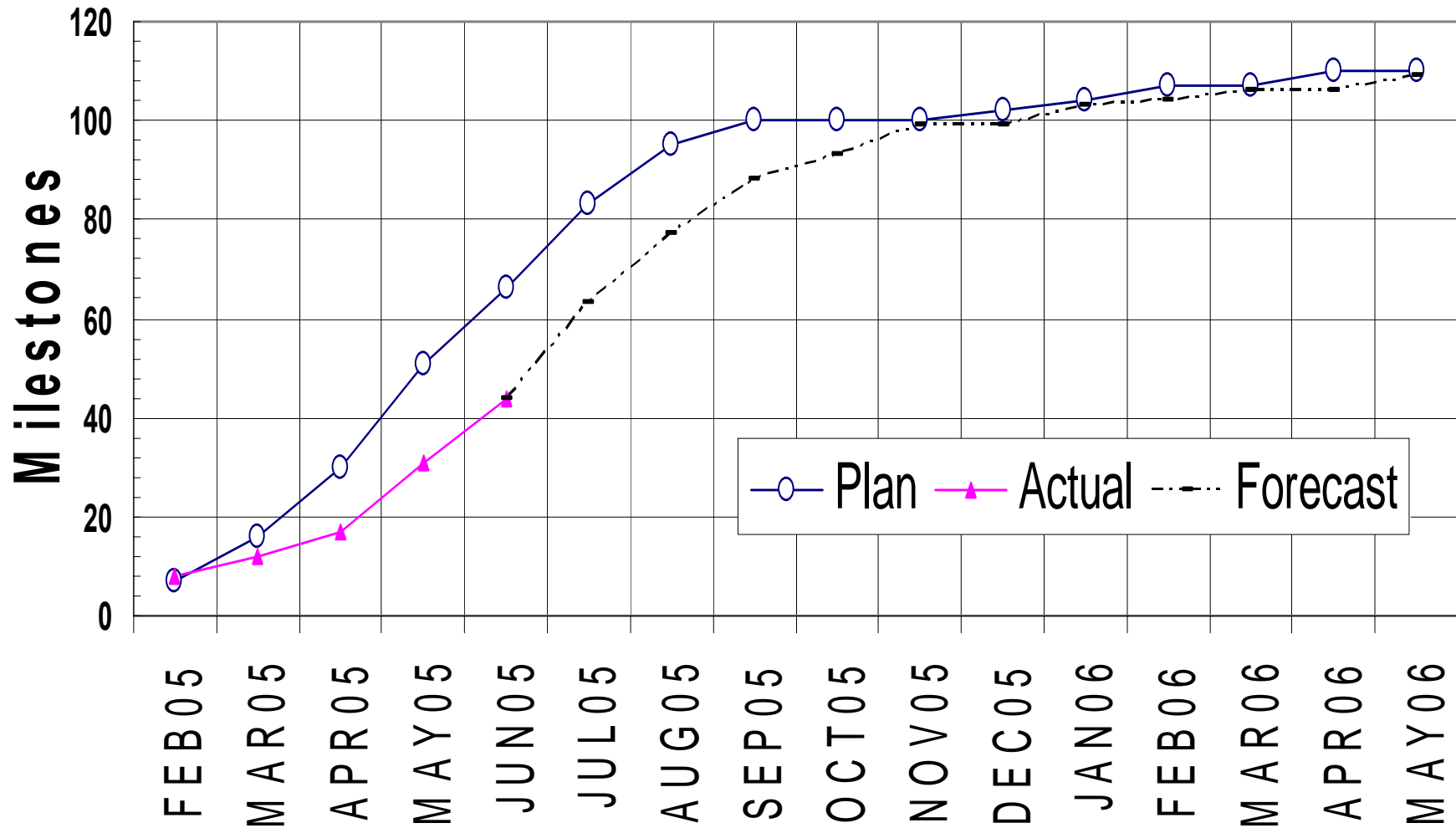



# Level 1-2 Milestone List

Activity ID	Activity Description	Baseline Finish	-2m Var	-1m Var	Bsln Var	Early Finish						
							FY02	FY03	FY04	FY05	FY06	
<b>DOE/NASA Joint Oversight Group (Level 1)</b>												
1M1P000000	DOE Critical Decision (CD) 0 Approval	06/25/01A	0	0	0	06/25/01A	▼					
1M1P000010	CD-1 Approval	07/23/02A	0	0	0	07/23/02A		▼				
1M1P000020	CD-2 Approval	11/08/02A	0	0	0	11/08/02A			▼			
1M1P000030	CD-3 Approval	09/03/03A	0	0	0	09/03/03A				▼		
1M1P000060	Flight GRID Complete	11/08/04A	0	0	0	11/08/04A					▼	
1M1P000040	CD-4 Approval	03/15/06*	0	0	0	03/15/06*						▼
<b>DOE/NASA Federal Project Managers (Level 2)</b>												
1M1BF00000	Launch Balloon Flight	08/01/01A	0	0	0	08/01/01A	▼					
1M1000100	Instrument Preliminary Design Review	01/08/02A	0	0	0	01/08/02A		▼				
1M1000110	I-CDR (Critical Design Review)	05/16/03A	0	0	0	05/16/03A			▼			
1M1000740	Start LAT Integration	03/23/05	-5	-5	-5	03/30/05A					▼	
1M1000700	Pre Environmental Testing Review	12/20/05	-4	-27	-10	01/11/06						▼
1M1000120	PSR-(Instrument Pre-Ship Review)	04/18/06	-6	-18	-18	05/12/06						▼
Run Date: 07/20/05 11:07							<b>GLAST LAT PROJECT</b>		LT-T1: Level 1 & 2 Milestones		Sheet 1	
Data Date: 07/01/05							<b>Level 1&amp;&amp;2 Milestones</b>		FL-T1: Level 1 & 2 Milestones			
© Primavera Systems, Inc.												



# Level 3 Milestone Count





# Level 3 Milestones Completed in June 2005


AV	Activity ID	ND	Activity Description	Baseline Finish	Bsln Var	Early Finish	FY05		
							MAY	JUN	JUL
<b>Instrument Project Office (Level 3)</b>									
<b>4.1.4 Tracker</b>									
4	1M1000251	9	Flight Tracker Tower 4 RFI	05/16/05	-17	06/09/05A	◆	▼	
4	1M1000260	9	Flight Tracker Tower 5 RFI	06/03/05	-4	06/09/05A		◆▼	
<b>4.1.5 Calorimeter</b>									
5	1MRTS100	5	Flight Calorimeter Module 13 Ready to Ship	05/23/05	-13	06/10/05A	◆	▼	
5	1MRTS110	5	Flight Calorimeter Module 14 Ready to Ship	05/25/05	-11	06/10/05A	◆	▼	
5	1MRTS120	5	Flight Calorimeter Module 15 Ready to Ship Spare	05/31/05	-8	06/10/05A		◆▼	
5	1MRTS130	5	Flight Calorimeter Module 16 Ready to Ship Spare	06/08/05	-2	06/10/05A		◆▼	
<b>4.1.7 Electronics</b>									
7	1M79001050	9	Flight TEM Assy 3: Elec to I&T	05/06/05	-18	06/02/05A	◆	▼	
7	1M79002050	9	Flight TEM PS Assy 3: Elec to I&T	05/06/05	-18	06/02/05A	◆	▼	
7	1M79001060	9	Flight TEM Assy 4: Elec to I&T	05/13/05	-15	06/06/05A	◆	▼	
7	1M79001070	9	Flight TEM Assy 5: Elec to I&T	05/20/05	-10	06/06/05A	◆	▼	
7	1M79002060	9	Flight TEM PS Assy 4: Elec to I&T	05/13/05	-15	06/06/05A	◆	▼	
7	1M79002070	9	Flight TEM PS Assy 5: Elec to I&T	05/20/05	-10	06/06/05A	◆	▼	
<b>4.1.B ISOC</b>									
B	1M7941270	B	Ground System Interface Test start	06/15/05*	-9	06/28/05A		◆▼	
Run Date		07/22/05 16:10		<b>GLAST LAT PROJECT</b> <b>Completed Level 3 Milestones</b> <b>in Reporting Month</b> <b>Sort by Subsystem</b>			LT-TB: Completed Level 3 by Subsystem		Sheet 1
Data Date		07/01/05					FL-TB: Level 3 Milestones compl. last month		
© Primavera Systems, Inc.									



# Level 3 Milestones Completed in July 2005


AV	Activity ID	ND	Activity Description	Baseline Finish	Bsln Var	Early Finish	FY05		
							JUN	JUL	AUG
<b>Instrument Project Office (Level 3)</b>									
<b>4.1.7 Electronics</b>									
7	1M79001080	9	Flight TEM Assy 6: Elec to I&T	05/27/05	-38	07/22/05		▽	
7	1M79001090	9	Flight TEM Assy 7: Elec to I&T	06/06/05	-33	07/22/05	◆	▽	
7	1M79001100	9	Flight TEM Assy 8: Elec to I&T	06/13/05	-28	07/22/05	◆	▽	
7	1M79002080	9	Flight TEM PS Assy 6: Elec to I&T	05/27/05	-38	07/22/05		▽	
7	1M79002090	9	Flight TEM PS Assy 7: Elec to I&T	06/06/05	-33	07/22/05	◆	▽	
7	1M79002100	9	Flight TEM PS Assy 8: Elec to I&T	06/13/05	-28	07/22/05	◆	▽	
<b>4.1.9 I&amp;T</b>									
9	1M1001740	B	Online FU S/W Final Release-I&T to ISOC	07/14/05	0	07/14/05		▽	
Run Date		07/22/05 15:31		<b>GLAST LAT PROJECT</b>			LT-T9: L3 MS Completed Curr Mo (tb)		Sheet 1
Data Date		07/01/05		<b>Level 3 Milestones Completed in July</b>			FL-T2: L3 Milestones Completed Current Month		
		© Primavera Systems, Inc.		<b>Sort by Subsystem</b>					



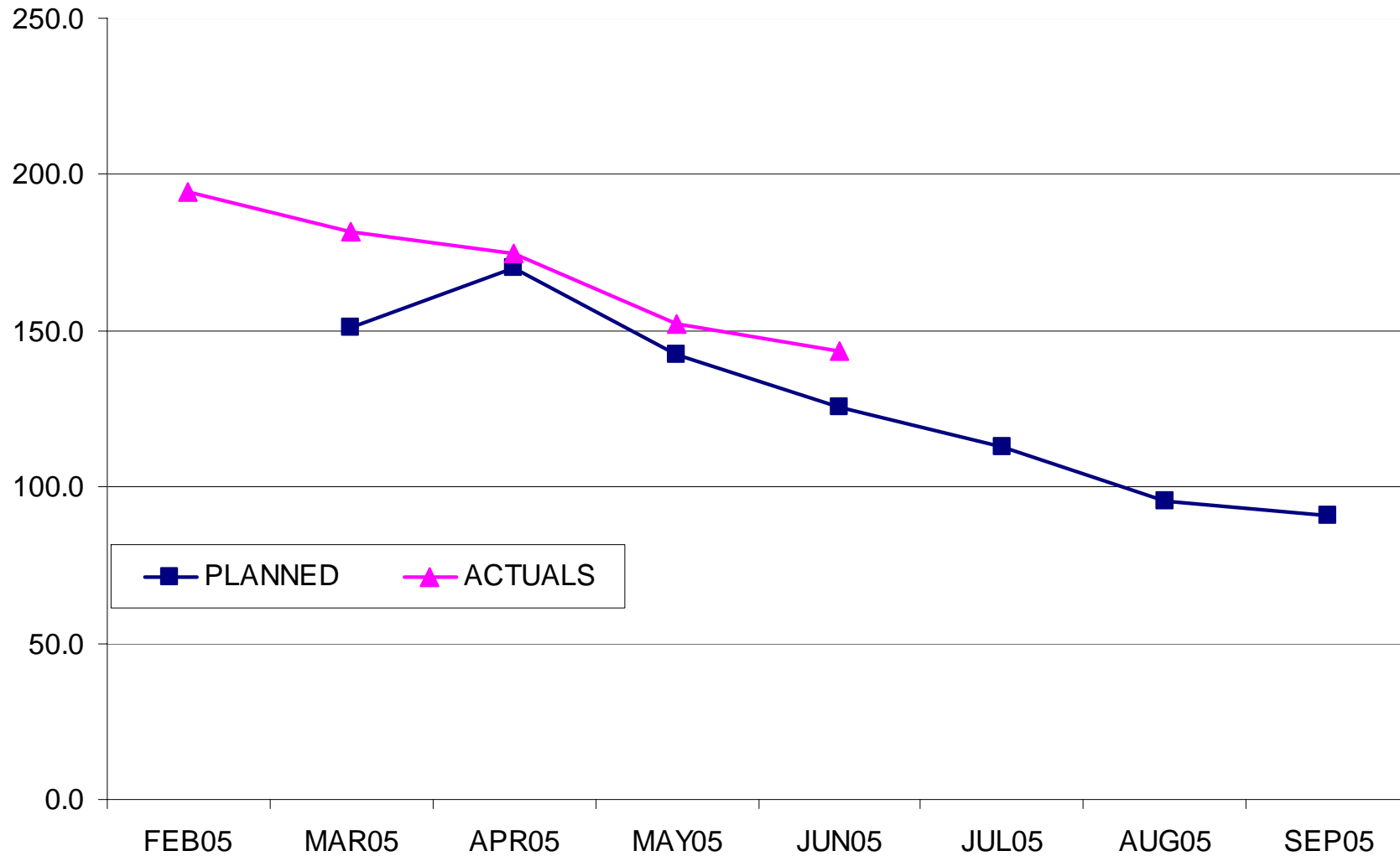



# CPR Level 3

Cost Performance Report - Work Breakdown Structure													
Contractor:						Contract Type/No:		Project Name/No:		Report Period:			
Location:								LAT		5/31/2005		6/30/2005	
CAPW[3]	Current Period					Cumulative to Date					At Completion		
	Budgeted Cost		Actual Cost	Variance		Budgeted Cost		Actual Cost	Variance		Budgeted	Latest Revised Estimate	Variance
	Work Scheduled	Work Performed	Work Performed	Schedule	Cost	Work Scheduled	Work Performed	Work Performed	Schedule	Cost			
Item	(2)	(3)	(4)	(5)	(6)	(7)	(8)	(9)	(10)	(11)	(12)	(13)	(14)
4.1.1 INSTRUMENT MANAGEMENT	452	452	451	0	1	16,908	16,908	16,610	0	298	17,778	17,778	0
4.1.2 SYSTEM ENGINEERING	163	163	178	0	-14	7,214	7,214	7,255	0	-41	7,647	7,647	0
4.1.4 TRACKER	768	575	527	-193	48	20,926	20,251	19,923	-676	327	21,702	21,702	0
4.1.5 CALORIMETER	226	236	267	10	-31	22,057	22,032	21,466	-25	566	22,594	22,594	0
4.1.6 ANTICOINCIDENCE DETECTOR	216	226	221	11	6	17,761	17,551	17,355	-211	195	17,968	17,968	0
4.1.7 ELECTRONICS	767	488	776	-279	-288	27,861	26,889	26,924	-972	-35	28,894	28,894	0
4.1.8 MECHANICAL SYSTEMS	485	458	577	-27	-119	15,739	15,708	15,820	-31	-112	16,866	16,866	0
4.1.9 INTEGRATION & TEST	416	401	208	-16	193	8,030	7,986	7,715	-43	272	9,451	9,451	0
4.1.A PERFORMANCE AND SAFETY ASSURANCE	111	111	142	0	-32	3,587	3,587	3,644	0	-57	3,846	3,846	0
4.1.B LAT INSTRUMENT SCIENCE OPERATIONS CENTER	5	5	-10	0	15	322	322	310	0	13	334	334	0
4.1.C EDUCATION AND PUBLIC OUTREACH	73	73	110	0	-36	2,470	2,470	2,193	0	<b>277</b>	2,684	2,684	0
4.1.D SCIENCE ANALYSIS SOFTWARE	-57	-57	61	0	-118	2,708	2,708	2,603	0	105	2,936	2,936	0
4.1.E SUBORBITAL FLIGHT TEST	0	0	0	0	0	1,325	1,325	1,325	0	0	1,325	1,325	0
Gen. and Admin.	0	0	0	0	0	0	0	0	0	0	0	0	0
Undist. Budget											0	0	0
Sub Total	3,625	3,132	3,508	-494	-376	146,908	144,951	143,142	-1,958	1,808	154,025	154,025	0
Contingency											1,784	1,784	0
Total	3,625	3,132	3,508	-494	-376	146,908	144,951	143,142	-1,958	1,808	155,809	155,809	0



# FTE Report (DOE/NASA-funded only)





# Performance Analysis

	WBS	BAC	BCWS	BCWP	ACWP	SV \$	CV \$	% BCWS	% BCWP	% ACWP	SPI Trend	CPI Trend	SPI	CPI	Cpi_Fcst	CpiSpi_Fcst
1	4.1	154,025	146,908	144,951	143,142	-1,958	1,808	95.38	94.11	92.93	↓	↓	0.987	1.013	152,104	152,225
2	4.1.1	17,778	16,908	16,908	16,610	0	298	95.11	95.11	93.43	↔	↔	1.000	1.018	17,464	17,464
3	4.1.2	7,647	7,214	7,214	7,255	0	-41	94.33	94.33	94.87	↔	↓	1.000	0.994	7,691	7,691
4	4.1.4	21,702	20,926	20,251	19,923	-676	327	96.43	93.31	91.80	↓	↑	0.968	1.016	21,351	21,399
5	4.1.5	22,594	22,057	22,032	21,466	-25	566	97.62	97.51	95.01	↑	↔	0.999	1.026	22,014	22,015
6	4.1.6	17,968	17,761	17,551	17,355	-211	195	98.85	97.68	96.59	↔	↔	0.988	1.011	17,768	17,773
7	4.1.7	28,894	27,861	26,889	26,924	-972	-35	96.43	93.06	93.18	↓	↓	0.965	0.999	28,931	29,004
8	4.1.8	16,866	15,739	15,708	15,820	-31	-112	93.32	93.14	93.80	↓	↓	0.998	0.993	16,986	16,988
9	4.1.9	9,451	8,030	7,986	7,715	-43	272	84.96	84.50	81.62	↓	↑	0.995	1.035	9,130	9,138
10	4.1.A	3,846	3,587	3,587	3,644	0	-57	93.27	93.27	94.75	↔	↓	1.000	0.984	3,907	3,907
11	4.1.B	334	322	322	310	0	13	96.47	96.47	92.70	↔	↑	1.000	1.041	321	321
12	4.1.C	2,684	2,470	2,470	2,193	0	277	92.03	92.03	81.71	↔	↓	1.000	1.126	2,383	2,383
13	4.1.D	2,936	2,708	2,708	2,603	0	105	92.22	92.22	88.63	↔	↓	1.000	1.041	2,822	2,822
14	4.1.E	1,325	1,325	1,325	1,325	0	0	100.00	100.00	99.98	↔	↔	1.000	1.000	1,325	1,325

## LEGEND

BAC: Budget At Complete  
 BCWS: Budgeted Cost of Work Scheduled (to date)  
 BCWP: Budgeted Cost of Work Performed (to date)  
 ACWP: Actual Cost of Work Performed (to date)


SV \$: Schedule Variance = BCWP - BCWS  
 CV \$: Cost Variance = BCWP - ACWP  
 SPI: Schedule Performance Index = BCWP/BCWS  
 CPI: Cost Performance Index = BCWP/ACWP

% BCWS: Percent Scheduled = BCWS/BAC  
 % BCWP: Percent Complete = BCWP/BAC  
 % ACWP: Percent Spent = ACWP/BAC

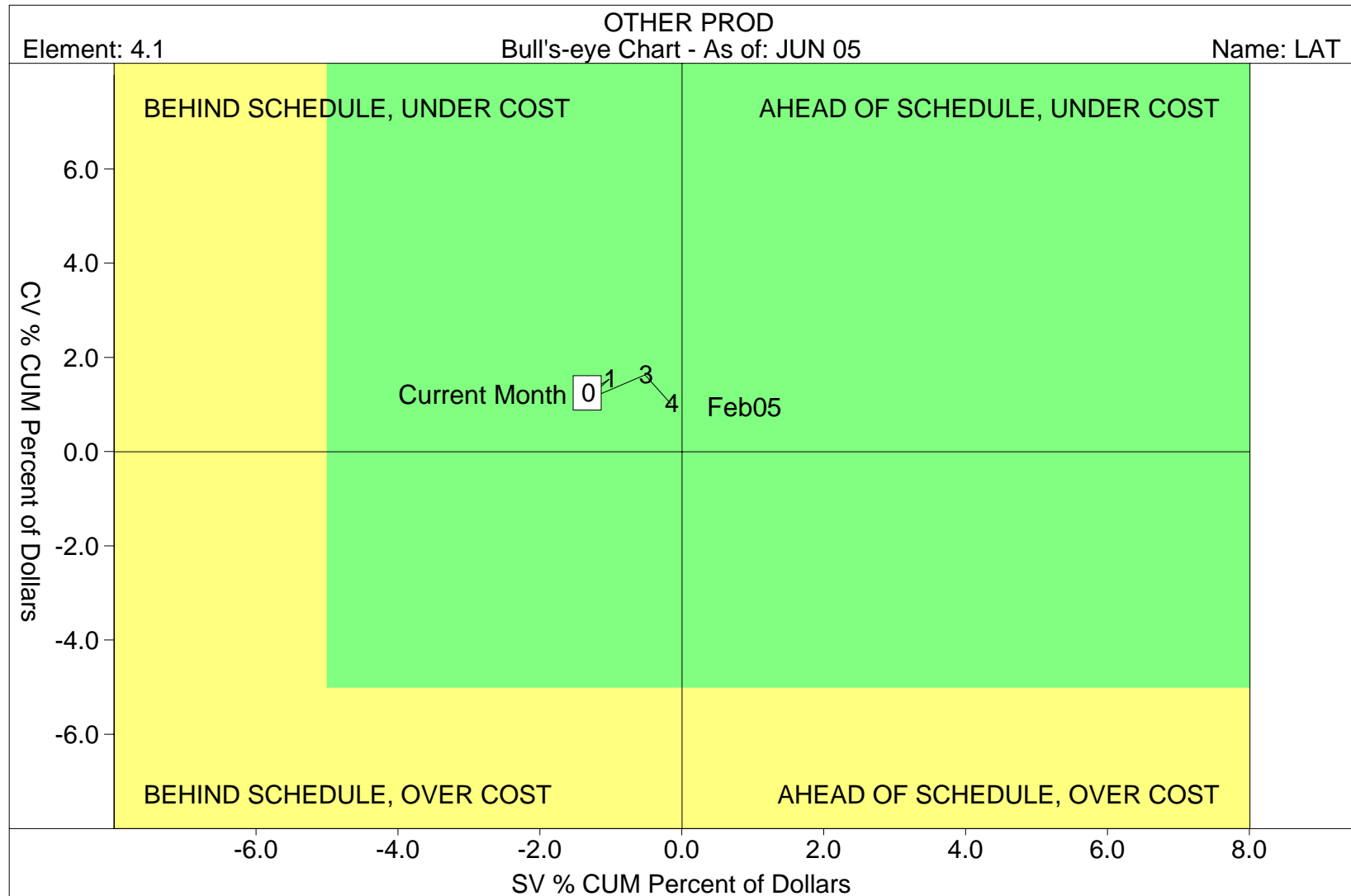
Cpi\_Fcst: CPI (to date) EAC Forecast = BAC / CPI  
 CpiSpi\_Fcst: Combination CPI and SPI EAC Forecast = ACWP + (BAC - BCWP) / (CPI \* SPI)


<span style="color: red;">■</span>	Worse than .85	<span style="color: green;">■</span>	Between .95 and 1.10
<span style="color: yellow;">■</span>	Between .85 and .95	<span style="color: blue;">■</span>	Better than 1.10

SPI and CPI Change Thresholds

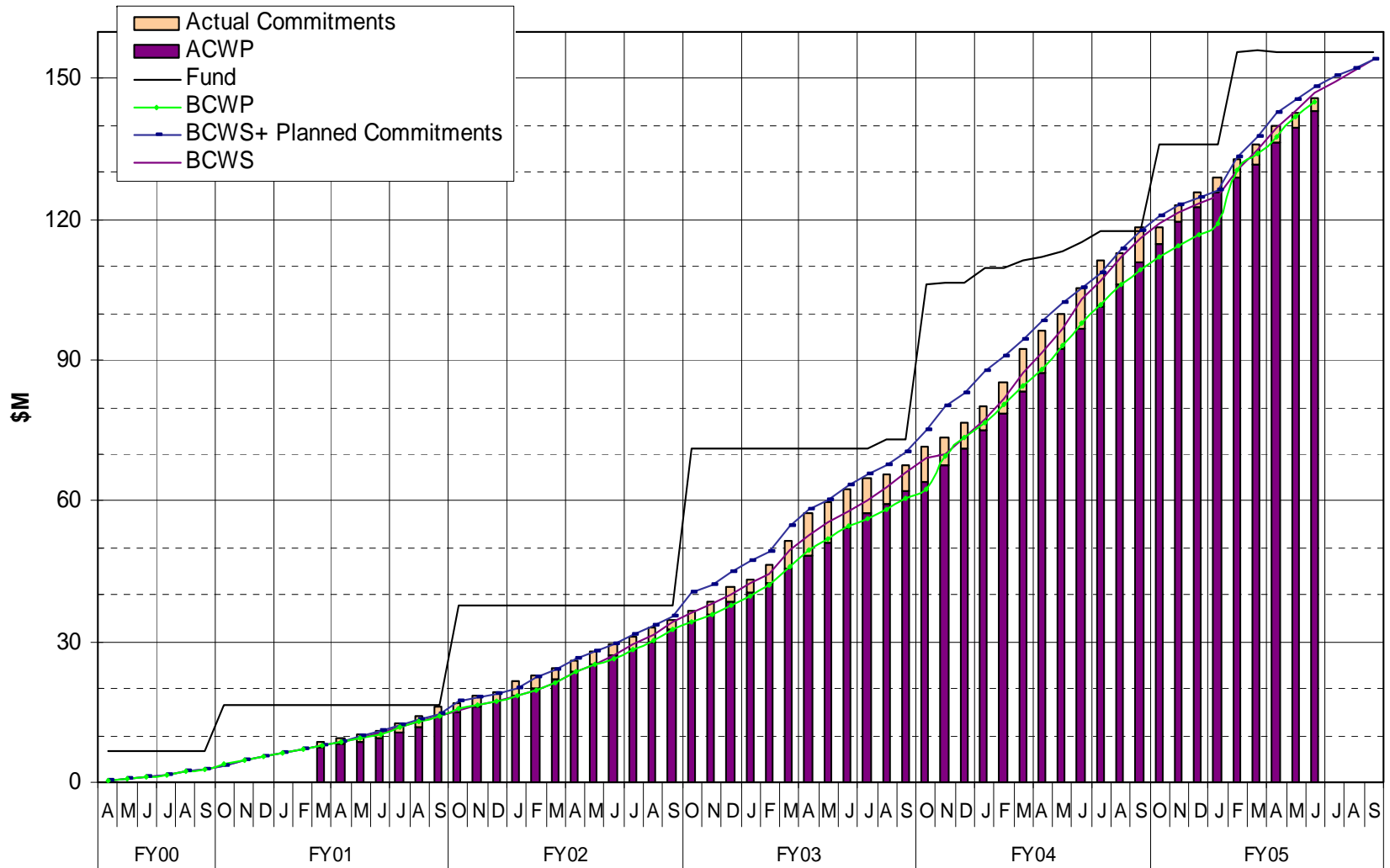



# Variance Analysis






# Budget, Cost, Funding, Performance





# Cost Report

Monthly Contractor Financial Management Report 30-Jun-05								NASA form 533M Approved OMB # 270		Report for Month Ending: 6/30/2005	
Reporting Category	Cost Incurred				Estimated Cost			4/3/2000	Estimated Final Cost		Unfilled Orders Outstanding
	During Month		Cum. to Date		Detail		Balance	Contractor Estimate	Contract Value		
	Actual	Planned	Actual	Planned	JUL05	AUG05	Contract				
4.1.1 INSTRUMENT MANAGEMENT	451	452	16,610	16,908	299	307	563	17,778	17,778	45	
4.1.2 SYSTEM ENGINEERING	178	163	7,255	7,214	150	154	88	7,647	7,647	0	
4.1.4 TRACKER	527	768	19,923	20,926	352	235	1,191	21,702	21,702	545	
4.1.5 CALORIMETER	267	226	21,466	22,057	166	201	762	22,594	22,594	11	
4.1.6 ANTICOINCIDENCE DETECTOR	221	216	17,355	17,761	56	50	506	17,968	17,968	94	
4.1.7 ELECTRONICS	776	767	26,924	27,861	434	353	1,184	28,894	28,894	931	
4.1.8 MECHANICAL SYSTEMS	577	485	15,820	15,739	412	500	134	16,866	16,866	823	
4.1.9 INTEGRATION & TEST	208	416	7,715	8,030	555	291	891	9,451	9,451	15	
4.1.A PERFORMANCE AND SAFETY ASSURANCE	142	111	3,644	3,587	81	93	28	3,846	3,846	5	
4.1.B LAT INSTRUMENT SCIENCE OPERATIONS CENTER	-10	5	310	322	5	5	15	334	334	0	
4.1.C EDUCATION AND PUBLIC OUTREACH	110	73	2,193	2,470	67	77	347	2,684	2,684	152	
4.1.D SCIENCE ANALYSIS SOFTWARE	61	-57	2,603	2,708	74	80	180	2,936	2,936	152	
4.1.E SUBORBITAL FLIGHT TEST	0	0	1,325	1,325	0	0	0	1,325	1,325	0	
Gen. and Admin.	0	0	0	0	0	0	0	0	0	0	
<b>Total</b>	<b>3,508</b>	<b>3,625</b>	<b>143,142</b>	<b>146,908</b>	<b>2,650</b>	<b>2,344</b>	<b>5,889</b>	<b>154,025</b>	<b>154,025</b>	<b>2,774</b>	



# Agenda

---

**8:00 - 8:30am Project Status Overview - Lowell Klaisner**

**8:30 – 9:00am System Engineering Status & Action items - Pat Hascall**

**9:00 – 9:30am ACD – Dave Thompson/Tom Johnson**

**9:30 – 10:00am FSW – Terry Schalk**

**10:00 – 10:15am Break**

**10:15 – 11:00am DAQ/EGSE Hardware – Gunther Haller**

**11:00 – 11:15am SAS – Richard Dubois**

**11:15 – 11:45am Design Integration & Analysis – Martin Nordby**

**11:45 – 12:30pm Lunch**

**12:30 – 12:45pm EPO (Telecon) – Sarah Silva**

**12:45 – 1:30pm ISOC/Data Base Planning – Rob Cameron**

**1:30 – 2:00pm Tracker – Robert Johnson**

**2:00 – 2:45pm I & T – Elliott Bloom/Ken Fouts**

**2:45 – 3:00pm Break**

**3:00 – 3:30pm PSA – Joe Cullinan**

**3:30 – 4:00pm Mechanical/thermal Hardware - Marc Campell/Helmuth Drosdat**