

GLAST LAT Instrument

*GLAST Monthly
Mission Review
August 6, 2007*



Monthly Mission Review


Project Status Overview

August 6, 2007

Ken Fouts


SLAC

kfouts@slac.stanford.edu



LAT Project Status

-
- | | |
|-------------|--|
| 7/14 | LAT FSW 1-0-1 installation & regression test complete |
| 7/16 | LAT Radiators Removed |
| 7/17 | LAT Radiator velcro and ACD blanket cleaning complete |
| 7/23 | Completed LAT A-side CPT |
| 7/28 | Completed LAT B-side CPT |



GLAST LAT Instrument

LAT Planned Milestones

*GLAST Monthly
Mission Review
August 6, 2007*

Activity


LAT Radiator Flight Install & test

LAT MLI Closeout for TVAC

ECD


8/9?

Pre-TVAC




I&T/Online Progress

- FSW B1-0-1 fall-out script and configuration issues**
- Configuration files updated for compatibility with FSW B1-0-1**
- ACD cable 14 issue resolved (red herring)**
- GRB handling scripts updated**
- Various JIRAed bug fixes**




Online JIRA issues (as of 7/30)

Package	Issues opened since 7/10	Issues closed since 7/10	Total # of issues currently open
LICOS	4	5	6
LICOS_Config	11	14	4
LICOS_ETC	3	6	15
LICOS_Scripts	12	13	16
INT	8	5	19
LDF	0	0	1
LSF	0	0	0
E-Logbook	0	0	20
Totals	38	43	81



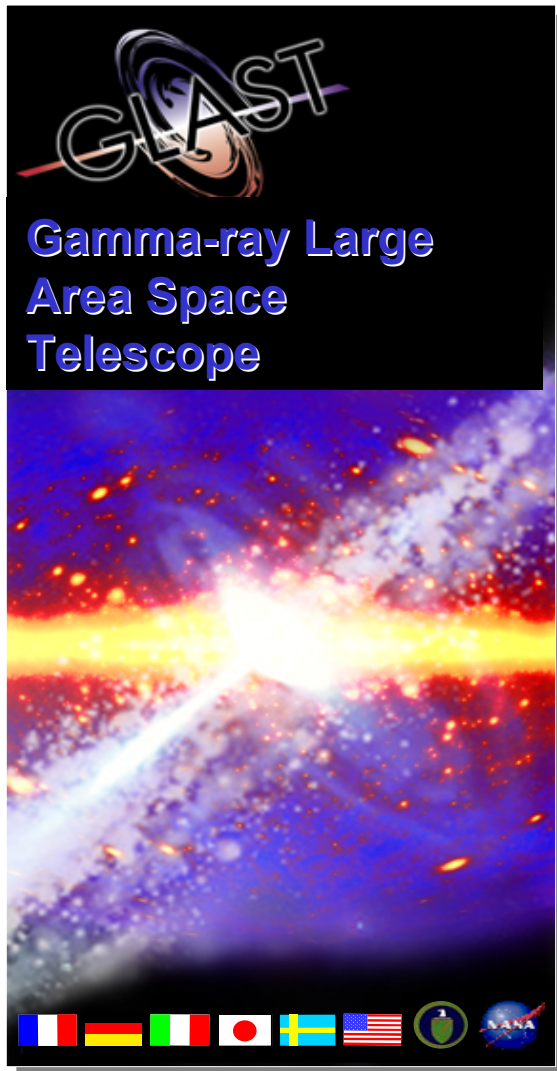
LAT Issues and Concerns

- ❑ **Command & Data Dropouts**
 - 2 Command dropouts during CPT
- ❑ **LAT Watt-rod Cage Rework**
 - Cages have been re-assembled
 - Shipping container mods underway
 - Additional shielding to be received 8/15
 - Return to GD by end of August
- ❑ **Timely delivery of configuration definitions prior to TVAC**




GLAST LAT Instrument

*GLAST Monthly
Mission Review
August 6, 2007*




Cost Reports for 4.1 LAT

June 2007 Month End




Cost Status by Organization

June 07 Month-End By Institution K\$	Current Period			Cumulative to Date			Budgeted at Completion
	Budgt'd Cost Work Scheduled	Actual Cost Work Performed	Cost Variance	Budgt'd Cost Work Scheduled	Actual Cost Work Performed	Cost Variance	
DG *** GSFC	57	33	24	21,254	20,669	586	21,489
DH *** HEPL	110	95	15	11,291	10,779	512	11,797
DL *** SLAC	545	633	-88	107,261	106,449	811	109,489
DN *** NRL	178	207	-29	34,735	34,750	-15	35,456
DO *** Financial Plan Transfer/Sub Out	0	0	0	59	59	0	59
DS *** SSU	52	38	14	3,734	3,441	292	3,937
DT *** Texas A&M	0	0	0	15	15	0	15
DU *** UCSC	29	29	1	2,913	2,857	55	3,034
DW *** UW	10	12	-1	491	386	105	538
Sub Total	982	1,047	-65	181,754	179,407	2,347	185,813
Contingency							2,242
Total	982	1,047	-65	181,754	179,407	2,347	188,055



Cost by Orgs with Variances ≥\$100K

June 07 Month-End By Institution & WBS Level 3 K\$	Current Period			Cumulative to Date			Budgeted at Completion
	Budgt'd Cost Work Scheduled	Actual Cost Work Performed	Cost Variance	Budgt'd Cost Work Scheduled	Actual Cost Work Performed	Cost Variance	
	DG *** GSFC						
4.1.1 INSTRUMENT MANAGEMENT	30	18	12	2,016	1,629	387	2,139
4.1.6 ANTICOINCIDENCE DETECTOR	0	0	0	17,479	17,482	-3	17,479
4.1.D SCIENCE ANALYSIS SOFTWARE	27	16	12	1,381	1,180	201	1,493
4.1.E SUBORBITAL FLIGHT TEST	0	0	0	378	378	0	378
OBSTotals:	57	33	24	21,254	20,669	586	21,489
DH *** HEPL							
4.1.1 INSTRUMENT MANAGEMENT	78	76	2	3,670	3,476	194	4,051
4.1.2 SYSTEM ENGINEERING	0	0	0	2,681	2,638	43	2,681
4.1.4 TRACKER	0	0	0	1,475	1,475	0	1,475
4.1.7 ELECTRONICS	0	0	0	1,021	1,019	2	1,021
4.1.A PERFORM & SAFETY ASSURANCE	0	0	0	263	248	16	263
4.1.B INSTRUMENT SCIENCE OPS CENTER	0	0	0	258	257	0	258
4.1.D SCIENCE ANALYSIS SOFTWARE	32	20	12	1,463	1,206	257	1,588
4.1.E SUBORBITAL FLIGHT TEST	0	0	0	460	461	0	460
OBSTotals:	110	95	15	11,291	10,779	512	11,797
DL *** SLAC							
4.1.1 INSTRUMENT MANAGEMENT	42	20	22	14,383	14,325	58	14,495
4.1.2 SYSTEM ENGINEERING	144	326	-182	8,906	8,877	29	9,643
4.1.4 TRACKER	0	0	0	18,144	18,097	47	18,144
4.1.5 CALORIMETER	0	0	0	721	718	2	721
4.1.6 ANTICOINCIDENCE DETECTOR	0	0	0	685	683	3	685
4.1.7 ELECTRONICS	68	49	19	28,324	28,372	-48	28,605
4.1.8 MECHANICAL SYSTEMS	0	0	0	17,441	17,417	25	17,441
4.1.9 INTEGRATION & TEST	250	236	14	13,595	12,853	742	14,566
4.1.A PERFORM & SAFETY ASSURANCE	42	3	39	4,998	5,049	-51	5,124
4.1.B INSTRUMENT SCIENCE OPS CENTER	0	0	0	59	59	0	59
4.1.C EDUCATION & PUBLIC OUTREACH	0	0	0	5	0	5	5
OBSTotals:	545	633	-88	107,261	106,449	811	109,489
DS *** SSU							
4.1.C EDUCATION & PUBLIC OUTREACH	52	38	14	3,734	3,441	292	3,937
OBSTotals:	52	38	14	3,734	3,441	292	3,937
DW *** UW							
4.1.D SCIENCE ANALYSIS SOFTWARE	10	12	-1	491	386	105	538
OBSTotals:	10	12	-1	491	386	105	538



FTE Report

