

**GLAST LAT Instrument**

*GLAST Monthly  
Mission Review  
December 6, 2007*



## **Monthly Mission Review**

## **Project Status Overview**

**December 6, 2007**

**Ken Fouts**

**SLAC**

**[kfouts@slac.stanford.edu](mailto:kfouts@slac.stanford.edu)**




# LAT Accomplishments

GLAST Monthly  
Mission Review  
December 6, 2007

---


<u>Activity</u>	<u>Date</u>
Supported Observatory Preship	11/13-14
ETE3 Tests	11/15
Installed LAT FSW B1-0-5	11/16
Completed FSW regression test	11/18
Supported Observatory/LAT MGSE/EGSE Ship	11/19-26
Completed LAT EGSE set-up at NRL	11/30
Supported LAT aliveness test	12/4



# **LAT Planned Milestones**


---

<b><u>Activity</u></b>	<b><u>ECD</u></b>
<b>LAT Prep/MLI closeout for TVAC</b>	<b>12/9-13</b>
<b>Support Observatory move to TVAC chamber</b>	<b>12/14-16</b>
<b>LAT FSW B1-0-6</b>	<b>12/27</b>
<b>LAT GRB Interface Test</b>	<b>12/28</b>
<b>Pre-TVAC CPT</b>	<b>12/28-1/4</b>



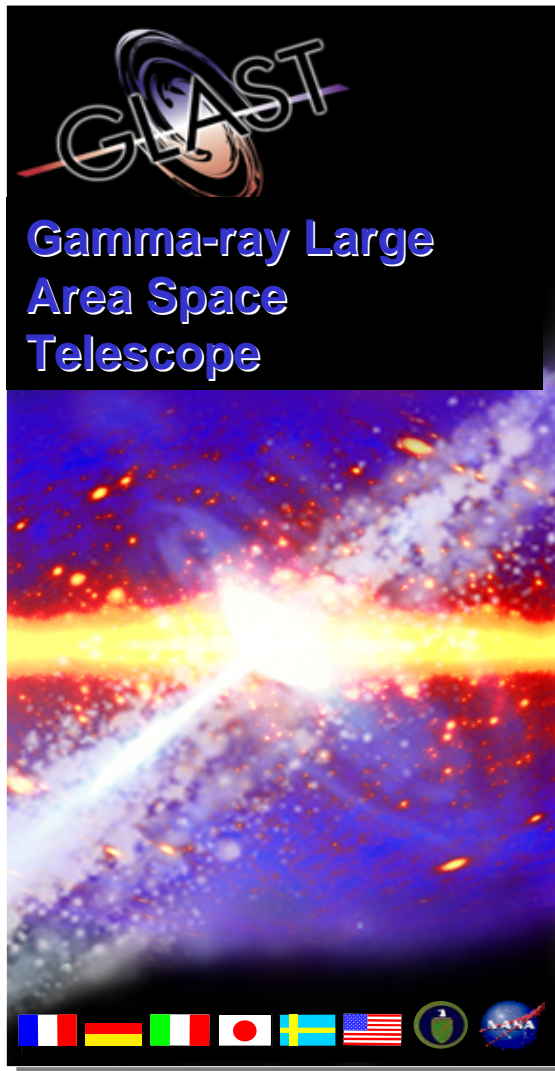
# **LAT Issues and Concerns**

- 
- ❑ **LAT helium detector use during fueling operations**
    - **Need ACD (Dave Thompson) concurrence to remove during 8hr fueling operations.**
  - ❑ **Cape Training for LAT personnel**
  - ❑ **Launch Delay Proposal**




**GLAST LAT Instrument**

*GLAST Monthly  
Mission Review  
December 6, 2007*



## **Cost Reports for 4.1 LAT**


### **October 2007 Month End**



# Cost Status by Organization

October 07 Month-End By Institution K\$	Current Period			Cumulative to Date			Budgeted at Completion
	Budgt'd Cost Work Scheduled	Actual Cost Work Performed	Cost Variance	Budgt'd Cost Work Scheduled	Actual Cost Work Performed	Cost Variance	
DG *** GSFC	68	22	47	21,491	20,830	661	21,491
DH *** HEPL	77	139	-62	11,761	11,369	392	11,761
DL *** SLAC	458	347	111	109,375	108,761	614	109,375
DN *** NRL	126	383	-257	35,842	35,704	137	35,842
DO *** Financial Plan Transfer/Sub Out	0	0	0	59	59	0	59
DS *** SSU	50	63	-13	3,937	3,702	235	3,937
DT *** Texas A&M	0	0	0	15	15	0	15
DU *** UCSC	50	26	24	3,054	2,967	87	3,054
DW *** UW	11	4	7	538	450	88	538
Sub Total	840	984	-144	186,072	183,857	2,215	186,072
Contingency							1,983
Total	840	984	-144	186,072	183,857	2,215	188,055

Variance >\$100K



# Manpower Report

