

GLAST LAT Instrument

*GLAST Monthly
Mission Review
October 29, 2007*



Monthly Mission Review


Project Status Overview

October 29, 2007

Ken Fouts

SLAC

kfouts@slac.stanford.edu




GLAST LAT Instrument

LAT Accomplishments

*GLAST Monthly
Mission Review
October 29, 2007*

| <u>Activity</u> | <u>Date</u> |
|---|--------------------|
| Supported acoustic test and chassis current troubleshoot | 10/7 |
| Mission Sim Training (MOC) | 10/24 |
| Launch Ops Working Group Meeting | 10/24 |
| Post Dynamics CPT | 10/27 |




GLAST LAT Instrument

LAT Planned Milestones


*GLAST Monthly
Mission Review
October 29, 2007*

| <u>Activity</u> | <u>ECD</u> |
|---------------------------------|-------------------|
| LAT FSW B1-0-3 | 11/2 (?) |
| Observatory Ship to NRL | 11/12 |
| Post-ship aliveness test | |



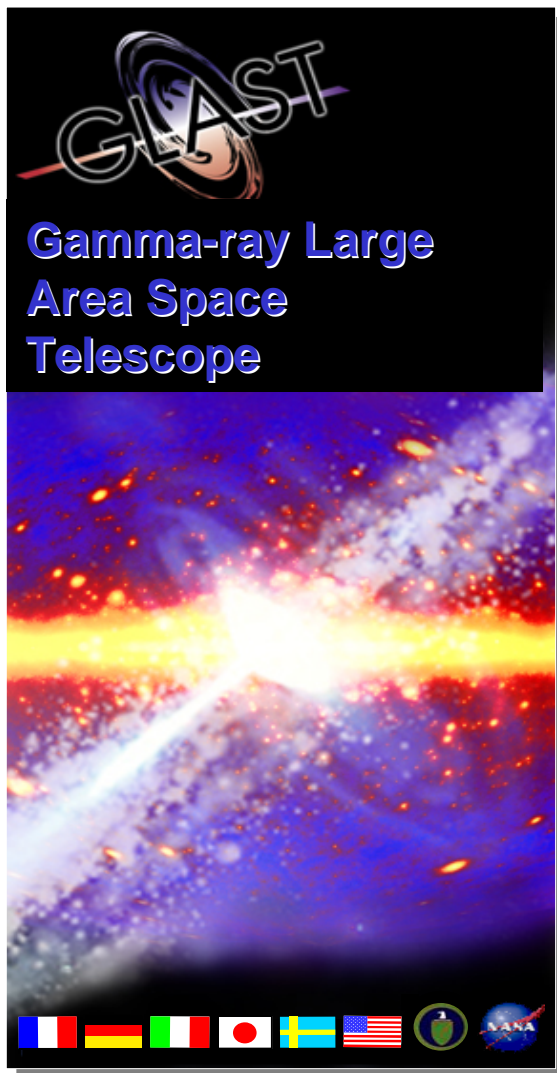
LAT Issues and Concerns

- ❑ **Primary and redundant VCHP Heater voltage sum swapped on spacecraft B side.**
 - **SC database fix proposed**
- ❑ **LAT chiller use during fueling operations**
 - **Reviewed data on helium contamination of PMT's**
 - He migration continues through glass after source is removed.
 - **Considering GN2 purge while on the pad for additional safety.**
- ❑ **Cape Training for LAT personnel**
- ❑ **Command & Data Dropouts**
- ❑ **Integration of new Solaris compiler**




GLAST LAT Instrument

*GLAST Monthly
Mission Review
October 29, 2007*



Cost Reports for 4.1 LAT


September 2007 Month End



Cost Status by Organization

| September 07 Month-End By Institution K\$ | Current Period | | | Cumulative to Date | | | Budgeted at Completion |
|---|--------------------------------------|-------------------------------------|------------------|--------------------------------------|-------------------------------------|------------------|------------------------------|
| | Budgt'd Cost Work Scheduled | Actual Cost Work Performed | Cost Variance | Budgt'd Cost Work Scheduled | Actual Cost Work Performed | Cost Variance | |
| DG *** GSFC | 50 | 44 | 5 | 21,423 | 20,808 | 614 | 21,489 |
| DH *** HEPL | 113 | 146 | -33 | 11,684 | 11,230 | 454 | 11,797 |
| DL *** SLAC | 507 | 866 | -359 | 108,917 | 108,414 | 503 | 109,435 |
| DN *** NRL | 323 | 259 | 64 | 35,715 | 35,321 | 394 | 35,842 |
| DO *** Financial Plan Transfer/Sub Out | 0 | 0 | 0 | 59 | 59 | 0 | 59 |
| DS *** SSU | 44 | 41 | 3 | 3,887 | 3,638 | 248 | 3,937 |
| DT *** Texas A&M | 0 | 0 | 0 | 15 | 15 | 0 | 15 |
| DU *** UCSC | 30 | 26 | 3 | 3,004 | 2,941 | 63 | 3,034 |
| DW *** UW | 9 | 11 | -3 | 527 | 446 | 81 | 538 |
| Sub Total | 1,075 | 1,393 | -319 | 185,232 | 182,873 | 2,359 | 186,145 |
| Contingency | | | | | | | 1,910 |
| Total | 1,075 | 1,393 | -319 | 185,232 | 182,873 | 2,359 | 188,055 |

Variance >\$100K



Manpower Report

