

GLAST LAT Instrument

*GLAST Monthly
Mission Review
October 5, 2007*



Monthly Mission Review


Project Status Overview

October 5, 2007

Ken Fouts


SLAC

kfouts@slac.stanford.edu



LAT Accomplishments

<u>Activity</u>	<u>Date</u>
LAT Radiator Flight Integration and Test Complete	8/11
LAT closeouts for dynamics test	8/24
LAT review of Observatory Lift Procedure and VLF	8/29
Supported Lifts for Modal Survey	9/8
Supported Z axis vibe	9/18
Aliveness Tests	9/20
Supported Vibe test completion	9/22
Aliveness Tests	9/23
PAF fitcheck	9/26




GLAST LAT Instrument

LAT Planned Milestones


*GLAST Monthly
Mission Review
October 5, 2007*

<u>Activity</u>	<u>ECD</u>
LAT FSW B1-0-2	10/24
Mission Sim Training (MOC)	10/24
Launch Ops Working Group Meeting	10/24
Post Dynamics CPT	10/27



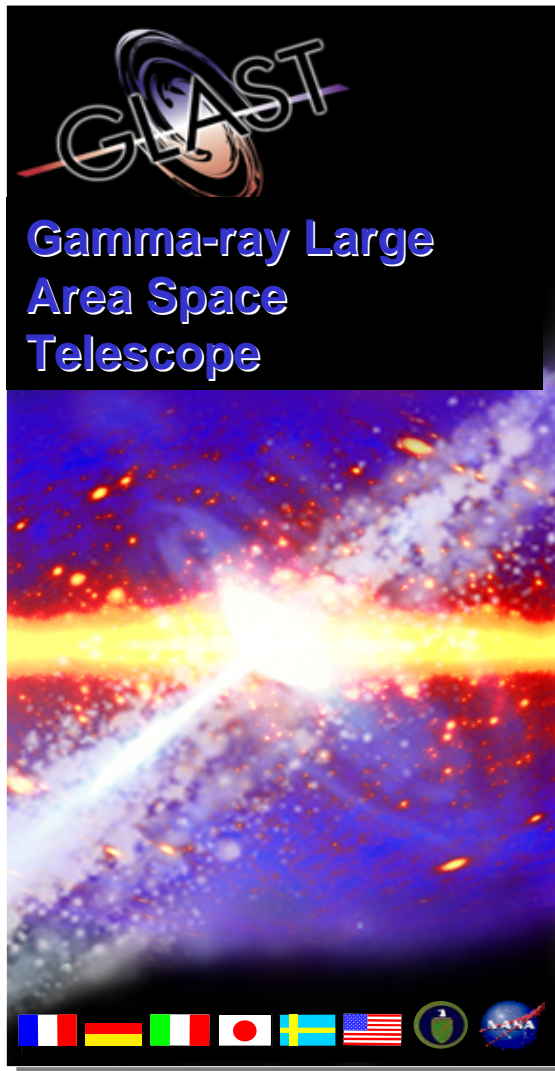
LAT Issues and Concerns

-
- ❑ **Integration of new Solaris compiler**
 - ❑ **Primary and redundant VCHP Heater voltage sum swapped on spacecraft B side.**
 - **SC database fix proposed**
 - ❑ **Command & Data Dropouts**




GLAST LAT Instrument

*GLAST Monthly
Mission Review
October 5, 2007*



Cost Reports for 4.1 LAT

August 2007 Month End




Cost Status by Organization

GLAST Monthly
Mission Review
October 5, 2007

GLAST LAT Instrument

August 07 Month-End By Institution K\$	Current Period			Cumulative to Date			Budgeted at Completion
	Budgt'd Cost Work Scheduled	Actual Cost Work Performed	Cost Variance	Budgt'd Cost Work Scheduled	Actual Cost Work Performed	Cost Variance	
DG *** GSFC	62	-51	113	21,373	20,764	609	21,489
DH *** HEPL	147	139	7	11,571	11,084	487	11,797
DL *** SLAC	663	786	-123	108,410	107,548	862	109,435
DN *** NRL	479	168	310	35,393	35,062	331	35,842
DO *** Financial Plan Transfer/Sub Out	0	0	0	59	59	0	59
DS *** SSU	57	66	-9	3,843	3,597	246	3,937
DT *** Texas A&M	0	0	0	15	15	0	15
DU *** UCSC	32	31	1	2,974	2,914	60	3,034
DW *** UW	13	20	-7	518	434	84	538
Sub Total	1,453	1,161	292	184,157	181,479	2,678	186,145
Contingency							1,910
Total	1,453	1,161	292	184,157	181,479	2,678	188,055

Variance >\$100K



Manpower Report

